

BITS & NUT SETTERS





Industrial Bits Type-A 65 - 73

Industrial Bits Type-B 74 - 85

Precision Bits 86 - 93

Bit Holders/Short Bits 94 - 98


Bits for hand-held tools (for impact screwdrivers) 99

BITS & NUT SETTERS



For cross recessed screws

Most commonly used in the market.
Devised by the Phillips Screw Company®.
JIS B4633.



For slotted head screws

Especially used for small screws for watches, glasses and precision equipment.
Also used for cross recessed slotted screws
JIS B4609.



For square screws

Mainly used for quake-resistant hardware.
Also good for sash doors and log houses.



For hexagonal socket screws

Used for metal products assembly, mold tools, machines, precision equipment and motorcycles, etc.



For TORX screws

Used for hard disk, automobiles and cutting tools.
VESSEL manufactures tools for TORX and TORX PLUS under the licensing agreement with Acument Intellectual Properties, LLC.



For Pozidriv screws

Popular in Europe and used for OA devices, computers, housing materials, automobiles and airplanes.



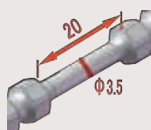
For Supadriv screws

Popular in the UK, where this shape was devised, and used for OA devices, computers, housing materials, automobiles, and airplanes.



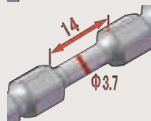
Torsion part

Torsion part absorbs the impact caused when the screw head is seated by using an impact driver, and prevents tip breakage.



φ3.5×20mm

For soft joint with wood screws.
Good for fastening soft materials.



φ3.7×14mm

For hard joint with drill screws.
Good for fastening hard materials.



For hexagonal bolts and nuts

Nut setters widely used for metal product assembly, automobiles, machines, houses and construction related fields.



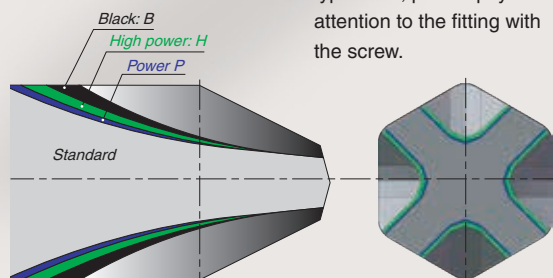
Magnetized bits

These bits can capture screws with a strong magnetic force for improved work efficiency.



High Power Type

To increase the durability, we offer a bit with a larger cross-sectional area of the tip-end. When selecting this type of bit, please pay attention to the fitting with the screw.



Name	Mark	Cross-section area of the tip	Applications	Fitting to screws
Standard	—	Small	Wide range of works	☆☆☆
Power	P	Medium	For high impact	☆☆
High Power	H	Large	For widely cross recessed screws (pan head screws.)	☆
Black	B			

Nut setters with a press-fitted shank

The socket head and the shank are separately heat-treated at different harnesses, realizing a high torsional strength nearly two times greater than that of fully machined type.

RoHS

Environmental Measures

Pb (lead) / Cd (cadmium) / Hg (mercury) / Hexavalent chromium / PBB (polybrominated biphenyl) / PBDE (polybrominated diphenyl ether) / DEHP, BBP, DBP, DIBP (phthalate esters)

The products with this mark in this catalogue are compliant with the RoHS directives (EU) (usage limit of the above 10 substances).

Note: For the updated information on RoHS compliant products, visit our homepage, because some products or sizes are under investigation or are not compliant at the time of publication of this catalogue.
www.vessel.co.jp



Extra Superalloy

Extra Superalloy

VESSEL's original bit material that combines strength and toughness. Heat Treatment Classification (DX).

»67
»70



Carefully selected materials

With our long experience and research in manufacturing, we developed our own materials with balanced hardness (less wearing) and toughness (hard to chip). Properties of the elements contained in the materials are improved to an optimal level through a heat treatment process.



- C** Carbon | The more carbon is contained, the greater hardening penetration becomes. When the carbon content is 0.6 % or more, abrasion resistance increases, although hardening penetration remains the same.
- Ni** Nickel | The addition of small amount of nickel increases steel's shock resistance and toughness. When added in a large amount, it becomes weak and breaks easily.
- Cr** Chrome | Hardenability increases. Oxidation resistance increases. Toughness is improved.
- Mo** Molybdenum | Hardenability increases. Significant decrease in toughness can be prevented.

Insertion part



For compact electric screwdrivers



  ϕ 4 mm »88
»89

  ϕ 4 mm »88
»91



  ϕ 5 mm »90
»91



For electric or air screwdrivers


  H 5 mm »76
»91
»92



  H 5 mm »77



For air or electric impact screwdrivers

  H 6.35 mm »69
»73
»95



  H 6.35 mm »67
»69
»72



  H 6.35 mm »79
»85
»95

  H 6.35 mm »77
»78

  H 6.35 mm »77
»78

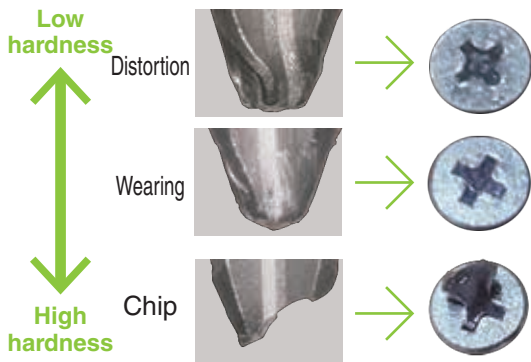
For air impact screwdrivers

  H 8 mm »73

  H 8 mm »73

Hardness (Heat treatment classification)

Chip, wearing and deformation, which directly affect the life of bits and nut setters, can be controlled by choosing different hardnesses (Heat treatment classification).



Hardness (Heat treatment classification)	Examples of use for screws	Industrial use
X Possible highest hardness	Precision small screws, automated machine fitting, collated screws	Precision device assembly, light electrical automated screw tightening, collated screws for housing
H High hardness	Wood screws, small screws, tapping screws, self-drilling screws	Light electric assembly, communication acoustic device assembly, civil engineering and construction work
G Standard hardness	Tapping screws, small screws	Automobile and machine assembly, sash frame assembly
E S Low hardness	Self-drilling screws, tapping screws, small screws	Rigid joint, sheet metal assembly, heavy work

If you do not find any bits or nut setters suitable for your work in our product line-up, we also offer made-to-order products according to your specifications.



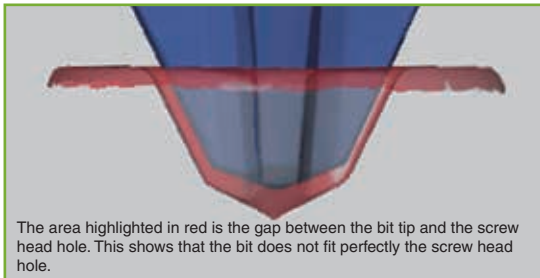
- Need a longer bit. Is it OK to connect two bits by welding?
- Bit does not catch screws well. Center run-out of the screw driver is the cause?
- Want to use bits for a long time. Supplies expense is too much?
- Want to stabilize the screw tightening torque as much as possible.
- Want to use bits in narrow spaces. Parts are getting in the way of bits.
- Want to reduce the breakage of the bit tips. Having hard time in removing the broken piece of the bit tip from the screw head.
- Annoyed by stuck screws. Screw fastening machine often stops.
- Rust and oil of bits cause problems.
- Want to prevent screw stripping. It spoils precious workpieces.
- Want to introduce special screws. Tamper-proof screws are under consideration.
- Want to reduce the number of interruptions in production line due to bit changes, etc.

Best practice

Seeking for ideal fitting and improved tip lifetime with a screw actually used.

Analyze the fitting between the tip of the bit currently used and the screw head by using a 3D measurement device.

Fitting between the screw head and the user's bit



Analyze the fitting between the tip of the bit that we design and the screw head hole by using a 3D measurement device

Fitting between the tailored bit and the screw head hole



Result

3 times longer lifetime and less frequent stripping from the screw.

*Analyses using 3D measurement devices are conducted as needed. They are not conducted every time for made-to-order bits and nut setters.

Flowchart of arranging made-to-order bits and nut setters.



Points to be checked when arranging made-to-order bits and nut setters.

- Bit drive type (Type-A, Type-B, or others)
- Screw samples
- Screw tightening condition: resin products, Sheet metal (t=mm) tapping, Machine screw M○×○mm, Wood screw ○mm×○mm
- Whether or not screw locking glue is used
- Company name, product number, output torque and structure of screw tightening tool you use
- What you need: tailored bits, promote tip strength (wearing, breakage), better fitting, etc.

Production of made-to-order bit for trial

- Delivery deadline: within 25 work days (target)
- Number of screws: we accept orders for 10 or more pieces.

Completion of test pieces

- Fitting check with screws used and 3D measurement devices

Production line evaluation

- Running cost
- Durability
- Others (screw strip, cam out, etc.)

Determination of bit specifications

A14

Double End Bit Type-A

"Type-A" is the Japan's standard drive shape.

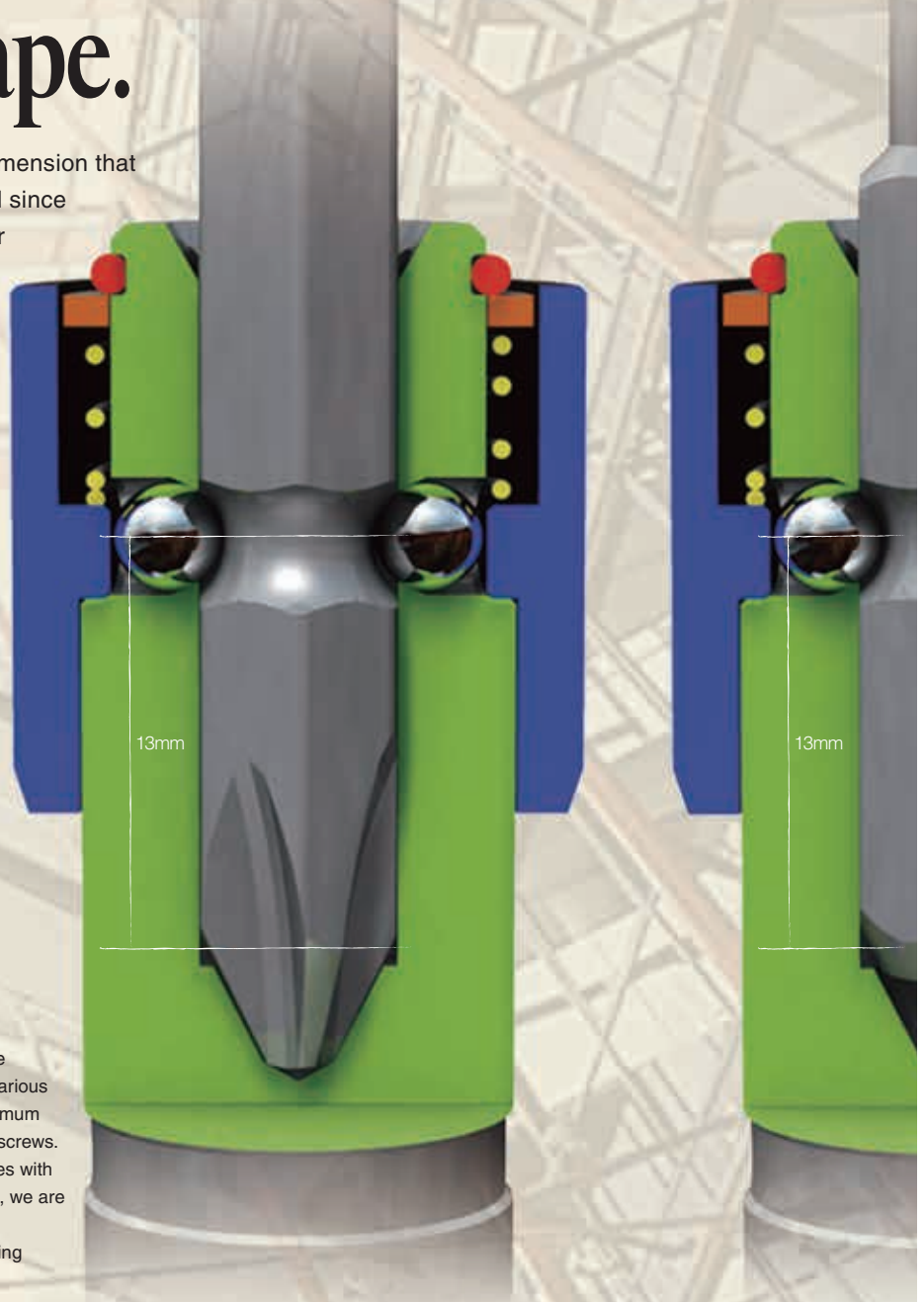
The type-A drive bit is a unique dimension that VESSEL invented and has existed since VESSEL started manufacturing air screwdrivers.

Most electric screwdrivers use the type-A anvil to allow to use the VESSEL bits, which are the most widely distributed in the Japanese market.






A14 Double End Bit

High-precision tip-end... We are actively engaged in licensing agreements for the purpose of manufacturing various tip-end shapes with the optimum specifications to match the screws. Through technical exchanges with screw punch manufacturers, we are able to supply bits that are compatible with ever-changing screw recesses.



※Image is for illustration purposes.

Applicable models Please check the model No. of your drivers before determining which bit(s) to choose.

Shape	Model No.	Page	Applicable models							
			 Air Screwdriver	 Electric Screwdriver						
 <p>H 6.35 mm</p>	A14	P67 P68	<p>VESSEL GT-H4R·H4PR·H4.5·H5R·H5P·PH4·PH5·S4.5DR·PLR·PLZ·PLP·PLHII·S6MLR·S6HS·S6.5D·P4.5D·P4.5DR·P5LS·P6EXD·P6LSIII·P6HS·P6.5D·S4TR·S4TS·S4TG·S5TR·S5TB·S5TG·S5TS·S4.5XD·P4.5XD·PLXD·P60XD·P6LXD·S6LXD·S60XD·PLIXD·P5XD</p> <p>Hitachi Koki WH 12AB2·12H2</p> <p>NPK ND-○○○Y NPW-○○○Y SD-4</p> <p>Fuji Kuki FLT series D-10·D-20 FPT series D-10 FL series D-10 FPW series D-10 FW series D-10·D-20·D-60·D-70·D-80</p> <p>Makita AD604·AD605H</p> <p>Yokota YLa60B·70B·80B YLT50B·60B·70B·60BL·70BL Y-40SB·41B·46B YX-80B·180B·180SB·280B·380B·500B·180SB·280SB·380SB·500SB YBX-50B</p> <p>Yutani D-6SPAL·5WPEA·6WSPEA·6WSHPEA·600SHEA·604A·8WPE·6SSAEL·6WSHSA DH-6PL·4.5PEA·6PLE·4.5SA·6SELA HPW-4D·6D·6αD·8αD·4SD·6SD·6αSD ETC-10HD·15HD·5HSD·10HSD</p> <p>MAX AT-ID6P1·HF-ID7P1</p>	<p>VESSEL 6000 (SOP)·6000P (SOP)</p> <p>Toshiba CI-144VBKS</p> <p>Hitachi Koki WH 7DL·9DM2·10DL·10DAL·14DSL2·14DBAL2·14DDL·14DDL2·18DBAL2·18DDL·18DDL2·14DBEL·18DBEL·14DKL·18DKL·10DCL·14DCL·12H2·12AB2·12VE WM 10DBL·14DBL·18DBL WP 14DSL·12VA DB 3DL2 FWH 7DL·10DAL·10DFL·14DGL·14DSAL·12DC2·12VD·10DCL FDB 3DL2·10DFL W 4SA2·5SA·8V</p> <p>(Old model) WH 6DC·9DM·12DM·12DAF2·12DM2·12DMR·12DK·12DMR2·14DMRL·14DBL·14DBAL·18DBDL·8DYA (No.2 only available)·14DH·14DM·14DML·14DMR·14DSL·18DL·12VA·12VB·12VC3·12VC2·12VC·12VD WP 10A·12DM W 4SA·5VC·5VD·5VE·6VC·6VH·6VJ·6M·6MV·6MV2</p> <p>● The models in blue letters are the screwdrivers for light steel substrates and boards. It is recommended to use a 45mm long bit.</p> <p>Makita TD 0220·021D·061D·090D·110D·135D·134D·146D·134DX2·146DX2·134DSHX·160D·170D·138D·149D·136D·137D·146D·147D·148D TL 060D·061D TP 140D·131D·141D TS 131D·141D 6955·6963SPK DF 010D·030D·031D</p> <p>Panasonic EZ 75A7·75A1·7544·7207·6506·7545·7521·7520·7548·6507·7410·7411·7420</p> <p>Ryobi BD-361 BID-1100·180·1810·1228·1229·1250·1260·1415·1416·1417·1418·143·1440·145·1805·1806 CID-1100 ID-140</p> <p>Tonichi AUR5N</p> <p>MAX PJ-ID144·SD101</p> <p>Yokota YBX-50B</p>						
	A14P			P67	<p>VESSEL GT-H4R·H4PR·H4.5·H5R·H5P·PH4·PH5·S4.5DR·PLR·PLZ·PLP·PLHII·S6MLR·S6HS·S6.5D·P4.5D·P4.5DR·P5LS·P6EXD·P6LSIII·P6HS·P6.5D·S4TR·S4TS·S4TG·S5TR·S5TB·S5TG·S5TS·S4.5XD·P4.5XD·PLXD·P60XD·P6LXD·S6LXD·S60XD·PLIXD·P5XD</p> <p>Hitachi Koki WH 12AB2·12H2</p> <p>NPK ND-○○○Y NPW-○○○Y SD-4</p> <p>Fuji Kuki FLT series D-10·D-20 FPT series D-10 FL series D-10 FPW series D-10 FW series D-10·D-20·D-60·D-70·D-80</p> <p>Makita AD604·AD605H</p> <p>Yokota YLa60B·70B·80B YLT50B·60B·70B·60BL·70BL Y-40SB·41B·46B YX-80B·180B·180SB·280B·380B·500B·180SB·280SB·380SB·500SB YBX-50B</p> <p>Yutani D-6SPAL·5WPEA·6WSPEA·6WSHPEA·600SHEA·604A·8WPE·6SSAEL·6WSHSA DH-6PL·4.5PEA·6PLE·4.5SA·6SELA HPW-4D·6D·6αD·8αD·4SD·6SD·6αSD ETC-10HD·15HD·5HSD·10HSD</p> <p>MAX AT-ID6P1·HF-ID7P1</p>	<p>VESSEL 6000 (SOP)·6000P (SOP)</p> <p>Toshiba CI-144VBKS</p> <p>Hitachi Koki WH 7DL·9DM2·10DL·10DAL·14DSL2·14DBAL2·14DDL·14DDL2·18DBAL2·18DDL·18DDL2·14DBEL·18DBEL·14DKL·18DKL·10DCL·14DCL·12H2·12AB2·12VE WM 10DBL·14DBL·18DBL WP 14DSL·12VA DB 3DL2 FWH 7DL·10DAL·10DFL·14DGL·14DSAL·12DC2·12VD·10DCL FDB 3DL2·10DFL W 4SA2·5SA·8V</p> <p>(Old model) WH 6DC·9DM·12DM·12DAF2·12DM2·12DMR·12DK·12DMR2·14DMRL·14DBL·14DBAL·18DBDL·8DYA (No.2 only available)·14DH·14DM·14DML·14DMR·14DSL·18DL·12VA·12VB·12VC3·12VC2·12VC·12VD WP 10A·12DM W 4SA·5VC·5VD·5VE·6VC·6VH·6VJ·6M·6MV·6MV2</p> <p>● The models in blue letters are the screwdrivers for light steel substrates and boards. It is recommended to use a 45mm long bit.</p> <p>Makita TD 0220·021D·061D·090D·110D·135D·134D·146D·134DX2·146DX2·134DSHX·160D·170D·138D·149D·136D·137D·146D·147D·148D TL 060D·061D TP 140D·131D·141D TS 131D·141D 6955·6963SPK DF 010D·030D·031D</p> <p>Panasonic EZ 75A7·75A1·7544·7207·6506·7545·7521·7520·7548·6507·7410·7411·7420</p> <p>Ryobi BD-361 BID-1100·180·1810·1228·1229·1250·1260·1415·1416·1417·1418·143·1440·145·1805·1806 CID-1100 ID-140</p> <p>Tonichi AUR5N</p> <p>MAX PJ-ID144·SD101</p> <p>Yokota YBX-50B</p>				
	M-A14	P67				<p>VESSEL GT-H4R·H4PR·H4.5·H5R·H5P·PH4·PH5·S4.5DR·PLR·PLZ·PLP·PLHII·S6MLR·S6HS·S6.5D·P4.5D·P4.5DR·P5LS·P6EXD·P6LSIII·P6HS·P6.5D·S4TR·S4TS·S4TG·S5TR·S5TB·S5TG·S5TS·S4.5XD·P4.5XD·PLXD·P60XD·P6LXD·S6LXD·S60XD·PLIXD·P5XD</p> <p>Hitachi Koki WH 12AB2·12H2</p> <p>NPK ND-○○○Y NPW-○○○Y SD-4</p> <p>Fuji Kuki FLT series D-10·D-20 FPT series D-10 FL series D-10 FPW series D-10 FW series D-10·D-20·D-60·D-70·D-80</p> <p>Makita AD604·AD605H</p> <p>Yokota YLa60B·70B·80B YLT50B·60B·70B·60BL·70BL Y-40SB·41B·46B YX-80B·180B·180SB·280B·380B·500B·180SB·280SB·380SB·500SB YBX-50B</p> <p>Yutani D-6SPAL·5WPEA·6WSPEA·6WSHPEA·600SHEA·604A·8WPE·6SSAEL·6WSHSA DH-6PL·4.5PEA·6PLE·4.5SA·6SELA HPW-4D·6D·6αD·8αD·4SD·6SD·6αSD ETC-10HD·15HD·5HSD·10HSD</p> <p>MAX AT-ID6P1·HF-ID7P1</p>	<p>VESSEL 6000 (SOP)·6000P (SOP)</p> <p>Toshiba CI-144VBKS</p> <p>Hitachi Koki WH 7DL·9DM2·10DL·10DAL·14DSL2·14DBAL2·14DDL·14DDL2·18DBAL2·18DDL·18DDL2·14DBEL·18DBEL·14DKL·18DKL·10DCL·14DCL·12H2·12AB2·12VE WM 10DBL·14DBL·18DBL WP 14DSL·12VA DB 3DL2 FWH 7DL·10DAL·10DFL·14DGL·14DSAL·12DC2·12VD·10DCL FDB 3DL2·10DFL W 4SA2·5SA·8V</p> <p>(Old model) WH 6DC·9DM·12DM·12DAF2·12DM2·12DMR·12DK·12DMR2·14DMRL·14DBL·14DBAL·18DBDL·8DYA (No.2 only available)·14DH·14DM·14DML·14DMR·14DSL·18DL·12VA·12VB·12VC3·12VC2·12VC·12VD WP 10A·12DM W 4SA·5VC·5VD·5VE·6VC·6VH·6VJ·6M·6MV·6MV2</p> <p>● The models in blue letters are the screwdrivers for light steel substrates and boards. It is recommended to use a 45mm long bit.</p> <p>Makita TD 0220·021D·061D·090D·110D·135D·134D·146D·134DX2·146DX2·134DSHX·160D·170D·138D·149D·136D·137D·146D·147D·148D TL 060D·061D TP 140D·131D·141D TS 131D·141D 6955·6963SPK DF 010D·030D·031D</p> <p>Panasonic EZ 75A7·75A1·7544·7207·6506·7545·7521·7520·7548·6507·7410·7411·7420</p> <p>Ryobi BD-361 BID-1100·180·1810·1228·1229·1250·1260·1415·1416·1417·1418·143·1440·145·1805·1806 CID-1100 ID-140</p> <p>Tonichi AUR5N</p> <p>MAX PJ-ID144·SD101</p> <p>Yokota YBX-50B</p>			
	A14H			P67			<p>VESSEL GT-H4R·H4PR·H4.5·H5R·H5P·PH4·PH5·S4.5DR·PLR·PLZ·PLP·PLHII·S6MLR·S6HS·S6.5D·P4.5D·P4.5DR·P5LS·P6EXD·P6LSIII·P6HS·P6.5D·S4TR·S4TS·S4TG·S5TR·S5TB·S5TG·S5TS·S4.5XD·P4.5XD·PLXD·P60XD·P6LXD·S6LXD·S60XD·PLIXD·P5XD</p> <p>Hitachi Koki WH 12AB2·12H2</p> <p>NPK ND-○○○Y NPW-○○○Y SD-4</p> <p>Fuji Kuki FLT series D-10·D-20 FPT series D-10 FL series D-10 FPW series D-10 FW series D-10·D-20·D-60·D-70·D-80</p> <p>Makita AD604·AD605H</p> <p>Yokota YLa60B·70B·80B YLT50B·60B·70B·60BL·70BL Y-40SB·41B·46B YX-80B·180B·180SB·280B·380B·500B·180SB·280SB·380SB·500SB YBX-50B</p> <p>Yutani D-6SPAL·5WPEA·6WSPEA·6WSHPEA·600SHEA·604A·8WPE·6SSAEL·6WSHSA DH-6PL·4.5PEA·6PLE·4.5SA·6SELA HPW-4D·6D·6αD·8αD·4SD·6SD·6αSD ETC-10HD·15HD·5HSD·10HSD</p> <p>MAX AT-ID6P1·HF-ID7P1</p>	<p>VESSEL 6000 (SOP)·6000P (SOP)</p> <p>Toshiba CI-144VBKS</p> <p>Hitachi Koki WH 7DL·9DM2·10DL·10DAL·14DSL2·14DBAL2·14DDL·14DDL2·18DBAL2·18DDL·18DDL2·14DBEL·18DBEL·14DKL·18DKL·10DCL·14DCL·12H2·12AB2·12VE WM 10DBL·14DBL·18DBL WP 14DSL·12VA DB 3DL2 FWH 7DL·10DAL·10DFL·14DGL·14DSAL·12DC2·12VD·10DCL FDB 3DL2·10DFL W 4SA2·5SA·8V</p> <p>(Old model) WH 6DC·9DM·12DM·12DAF2~12DM2~12DMR~12DK~12DMR2~14DMRL~14DBL~14DBAL~18DBDL~8DYA (No.2 only available)~14DH~14DM~14DML~14DMR~14DSL~18DL~12VA~12VB~12VC3~12VC2~12VC~12VD WP 10A~12DM W 4SA~5VC~5VD~5VE~6VC~6VH~6VJ~6M~6MV~6MV2</p> <p>● The models in blue letters are the screwdrivers for light steel substrates and boards. It is recommended to use a 45mm long bit.</p> <p>Makita TD 0220~021D~061D~090D~110D~135D~134D~146D~134DX2~146DX2~134DSHX~160D~170D~138D~149D~136D~137D~146D~147D~148D TL 060D~061D TP 140D~131D~141D TS 131D~141D 6955~6963SPK DF 010D~030D~031D</p> <p>Panasonic EZ 75A7~75A1~7544~7207~6506~7545~7521~7520~7548~6507~7410~7411~7420</p> <p>Ryobi BD-361 BID-1100~180~1810~1228~1229~1250~1260~1415~1416~1417~1418~143~1440~145~1805~1806 CID-1100 ID-140</p> <p>Tonichi AUR5N</p> <p>MAX PJ-ID144~SD101</p> <p>Yokota YBX-50B</p>		
	M-A14H	P67						<p>VESSEL GT-H4R·H4PR·H4.5·H5R·H5P·PH4·PH5·S4.5DR·PLR·PLZ·PLP·PLHII·S6MLR·S6HS·S6.5D·P4.5D·P4.5DR·P5LS·P6EXD·P6LSIII·P6HS·P6.5D·S4TR·S4TS·S4TG·S5TR·S5TB·S5TG·S5TS·S4.5XD·P4.5XD·PLXD·P60XD·P6LXD·S6LXD·S60XD·PLIXD·P5XD</p> <p>Hitachi Koki WH 12AB2·12H2</p> <p>NPK ND-○○○Y NPW-○○○Y SD-4</p> <p>Fuji Kuki FLT series D-10·D-20 FPT series D-10 FL series D-10 FPW series D-10 FW series D-10·D-20·D-60·D-70·D-80</p> <p>Makita AD604·AD605H</p> <p>Yokota YLa60B·70B·80B YLT50B·60B·70B·60BL·70BL Y-40SB·41B·46B YX-80B·180B·180SB·280B·380B·500B·180SB·280SB·380SB·500SB YBX-50B</p> <p>Yutani D-6SPAL·5WPEA·6WSPEA·6WSHPEA·600SHEA·604A·8WPE·6SSAEL·6WSHSA DH-6PL·4.5PEA·6PLE·4.5SA·6SELA HPW-4D·6D·6αD·8αD·4SD·6SD·6αSD ETC-10HD·15HD·5HSD·10HSD</p> <p>MAX AT-ID6P1·HF-ID7P1</p>	<p>VESSEL 6000 (SOP)·6000P (SOP)</p> <p>Toshiba CI-144VBKS</p> <p>Hitachi Koki WH 7DL·9DM2·10DL·10DAL·14DSL2~14DBAL2~14DDL~14DDL2~18DBAL2~18DDL~18DDL2~14DBEL~18DBEL~14DKL~18DKL~10DCL~14DCL~12H2~12AB2~12VE WM 10DBL~14DBL~18DBL WP 14DSL~12VA DB 3DL2 FWH 7DL~10DAL~10DFL~14DGL~14DSAL~12DC2~12VD~10DCL FDB 3DL2~10DFL W 4SA2~5SA~8V</p> <p>(Old model) WH 6DC~9DM~12DM~12DAF2~12DM2~12DMR~12DK~12DMR2~14DMRL~14DBL~14DBAL~18DBDL~8DYA (No.2 only available)~14DH~14DM~14DML~14DMR~14DSL~18DL~12VA~12VB~12VC3~12VC2~12VC~12VD WP 10A~12DM W 4SA~5VC~5VD~5VE~6VC~6VH~6VJ~6M~6MV~6MV2</p> <p>● The models in blue letters are the screwdrivers for light steel substrates and boards. It is recommended to use a 45mm long bit.</p> <p>Makita TD 0220~021D~061D~090D~110D~135D~134D~146D~134DX2~146DX2~134DSHX~160D~170D~138D~149D~136D~137D~146D~147D~148D TL 060D~061D TP 140D~131D~141D TS 131D~141D 6955~6963SPK DF 010D~030D~031D</p> <p>Panasonic EZ 75A7~75A1~7544~7207~6506~7545~7521~7520~7548~6507~7410~7411~7420</p> <p>Ryobi BD-361 BID-1100~180~1810~1228~1229~1250~1260~1415~1416~1417~1418~143~1440~145~1805~1806 CID-1100 ID-140</p> <p>Tonichi AUR5N</p> <p>MAX PJ-ID144~SD101</p> <p>Yokota YBX-50B</p>	
	A14B			P67					<p>VESSEL GT-H4R·H4PR·H4.5·H5R·H5P·PH4·PH5·S4.5DR·PLR·PLZ·PLP·PLHII·S6MLR·S6HS·S6.5D·P4.5D·P4.5DR·P5LS·P6EXD·P6LSIII·P6HS·P6.5D·S4TR·S4TS·S4TG·S5TR·S5TB·S5TG·S5TS·S4.5XD·P4.5XD·PLXD·P60XD·P6LXD·S6LXD·S60XD·PLIXD·P5XD</p> <p>Hitachi Koki WH 12AB2·12H2</p> <p>NPK ND-○○○Y NPW-○○○Y SD-4</p> <p>Fuji Kuki FLT series D-10·D-20 FPT series D-10 FL series D-10 FPW series D-10 FW series D-10·D-20·D-60·D-70·D-80</p> <p>Makita AD604·AD605H</p> <p>Yokota YLa60B·70B·80B YLT50B·60B·70B·60BL·70BL Y-40SB·41B·46B YX-80B·180B·180SB·280B·380B·500B·180SB·280SB~380SB~500SB YBX-50B</p> <p>Yutani D-6SPAL·5WPEA·6WSPEA·6WSHPEA·600SHEA·604A·8WPE·6SSAEL·6WSHSA DH-6PL·4.5PEA·6PLE·4.5SA·6SELA HPW-4D·6D·6αD·8αD·4SD·6SD·6αSD ETC-10HD·15HD·5HSD·10HSD</p> <p>MAX AT-ID6P1·HF-ID7P1</p>	<p>VESSEL 6000 (SOP)·6000P (SOP)</p> <p>Toshiba CI-144VBKS</p> <p>Hitachi Koki WH 7DL·9DM2~10DL~10DAL~14DSL2~14DBAL2~14DDL~14DDL2~18DBAL2~18DDL~18DDL2~14DBEL~18DBEL~14DKL~18DKL~10DCL~14DCL~12H2~12AB2~12VE WM 10DBL~14DBL~18DBL WP 14DSL~12VA DB 3DL2 FWH 7DL~10DAL~10DFL~14DGL~14DSAL~12DC2~12VD~10DCL FDB 3DL2~10DFL W 4SA2~5SA~8V</p> <p>(Old model) WH 6DC~9DM~12DM~12DAF2~12DM2~12DMR~12DK~12DMR2~14DMRL~14DBL~14DBAL~18DBDL~8DYA (No.2 only available)~14DH~14DM~14DML~14DMR~14DSL~18DL~12VA~12VB~12VC3~12VC2~12VC~12VD WP 10A~12DM W 4SA~5VC~5VD~5VE~6VC~6VH~6VJ~6M~6MV~6MV2</p> <p>● The models in blue letters are the screwdrivers for light steel substrates and boards. It is recommended to use a 45mm long bit.</p> <p>Makita TD 0220~021D~061D~090D~110D~135D~134D~146D~134DX2~146DX2~134DSHX~160D~170D~138D~149D~136D~137D~146D~147D~148D TL 060D~061D TP 140D~131D~141D TS 131D~141D 6955~6963SPK DF 010D~030D~031D</p> <p>Panasonic EZ 75A7~75A1~7544~7207~6506~7545~7521~7520~7548~6507~7410~7411~7420</p> <p>Ryobi BD-361 BID-1100~180~1810~1228~1229~1250~1260~1415~1416~1417~1418~143~1440~145~1805~1806 CID-1100 ID-140</p> <p>Tonichi AUR5N</p> <p>MAX PJ-ID144~SD101</p> <p>Yokota YBX-50B</p>
	AZ14	P67								<p>VESSEL GT-H4R·H4PR·H4.5·H5R·H5P·PH4·PH5·S4.5DR·PLR·PLZ·PLP·PLHII·S6MLR·S6HS·S6.5D·P4.5D·P4.5DR·P5LS·P6EXD·P6LSIII·P6HS·P6.5D·S4TR·S4TS·S4TG·S5TR·S5TB·S5TG·S5TS·S4.5XD·P4.5XD·PLXD·P60XD·P6LXD·S6LXD·S60XD·PLIXD·P5XD</p> <p>Hitachi Koki WH 12AB2·12H2</p> <p>NPK ND-○○○Y NPW-○○○Y SD-4</p> <p>Fuji Kuki FLT series D-10·D-20 FPT series D-10 FL series D-10 FPW series D-10 FW series D-10·D-20·D-60·D-70·D-80</p> <p>Makita AD604·AD605H</p> <p>Yokota YLa60B·70B·80B YLT50B·60B·70B·60BL·70BL Y-40SB·41B·46B YX-80B·180B·180SB·280B·380B·500B·180SB·280SB~380SB~500SB YBX-50B</p> <p>Yutani D-6SPAL·5WPEA·6WSPEA·6WSHPEA·600SHEA·604A·8WPE·6SSAEL·6WSHSA DH-6PL·4.5PEA·6PLE·4.5SA·6SELA HPW-4D·6D·6αD·8αD·4SD·6SD·6αSD ETC-10HD·15HD·5HSD·10HSD</p> <p>MAX AT-ID6P1·HF-ID7P1</p>
	AS14			P68						



Double End Bit

A14

- If one end breaks, the other end can be used.
- A wide variety of bits according to different heat treatment.

RoHS



A14


Code No.	Size Tip × L (mm)	Hardness	SPQ	Outer Ctn.	JAN (4907587)
413029	⊕ 1× 45	H	10	100	321015
413031	65	H	10	100	321060
413032	65	G	10	100	321077
413231	110	H	10	100	321114
413232	110	G	10	100	321121
413039	⊕ 2× 45	X	10	100	321206
413041	45	H	10	100	321213
413040	45	G	10	100	321220
413047	65	X	10	100	321251
413042	65	H	10	100	321268
413043	65	G	10	100	321275
413045	65	E	10	100	321282
413262	110	X	10	100	321305
413241	110	H	10	100	321312
413242	110	G	10	100	321329
413243	110	E	10	100	321336
413263	150	X	10	100	321350
413245	150	H	10	100	321367
413246	150	G	10	100	321374
413247	150	E	10	100	321381
413264	200	X	10	150	321404
413249	200	H	10	150	321411
413248	200	G	10	150	321428
413250	200	E	10	150	321435
413255	300	G	10	100	321473
413051	⊕ 3× 45	H	10	100	321510
413050	45	E	10	100	321534
413054	65	X	10	100	321558
413052	65	H	10	100	321565
413053	65	E	10	100	321589
413252	110	H	10	100	321619
413251	110	E	10	100	321633

Double End Bit (Power tip)

A14P

- If one end breaks, the other end can be used.
- Well balanced combination between tip precision and strength.

RoHS MG



A14P

Code No.	Size Tip × L (mm)	Hardness	SPQ	Outer Ctn.	JAN (4907587)
415331	⊕ 2× 65	H	10	100	321657
415333	110	H	10	100	321664
415334	150	H	10	100	321671

TAPPING Bit (High power tip)

A14H

- If one end breaks, the other end can be used.
- Reinforced tip for tapping work.

RoHS



A14H

Code No.	Size Tip × L (mm)	Hardness	SPQ	Outer Ctn.	JAN (4907587)
413351	⊕ 2× 65	H	10	100	322418
413355	110	H	10	100	322425
413359	150	H	10	100	322432

TAPPING Bit (High power tip) (Magnetized)

M-A14H

- If one end breaks, the other end can be used.
- Reinforced tip for tapping work.
- Strongly magnetized.

RoHS MG



M-A14H

Code No.	Size Tip × L (mm)	Hardness	SPQ	Outer Ctn.	JAN (4907587)
413346	⊕ 2× 65	H	10	100	011039
413347	110	H	10	100	011046

Double End Bit (Extra Superalloy)

A14

- If one end breaks, the other end can be used.
- Reinforced power tip.
- Not magnetized.

RoHS Extra Superalloy



A14

Code No.	Size Tip × L (mm)	Hardness	SPQ	Outer Ctn.	JAN (4907587)
413301	⊕ 2× 65	DX	10	100	015723
413302	110	DX	10	100	015730
413303	150	DX	10	100	015747
413304	200	DX	10	150	015754

Double End Bit (Magnetized)

M-A14

- If one end breaks, the other end can be used.
- Strongly magnetized.

RoHS MG



M-A14

Code No.	Size Tip × L (mm)	Hardness	SPQ	Outer Ctn.	JAN (4907587)
413401	⊕ 1× 45	H	10	100	322005
413402	65	H	10	100	322012
413407	110	H	10	100	322029
413403	⊕ 2× 45	H	10	100	322104
413404	45	G	10	100	322111
413405	65	H	10	100	322128
413406	65	G	10	100	322135
413395	65	X	10	100	010971
413408	110	H	10	100	322142
413411	110	G	10	100	322159
413400	110	X	10	100	011022
413409	150	H	10	100	322166
413397	200	H	10	100	010995
413399	300	G	10	100	011015
413396	⊕ 3× 65	H	10	100	010988
413398	110	H	10	100	011008

TAPPING Bit (Black tip)

A14B

- If one end breaks, the other end can be used.
- Reinforced tip for tapping work.

RoHS



A14B

Code No.	Size Tip × L (mm)	Hardness	SPQ	Outer Ctn.	JAN (4907587)
413141	⊕ 2× 50	S	10	100	322456
413142	75	S	10	100	322463
413341	100	S	10	100	322470
413342	150	S	10	100	322487



GIZA Bit

AZ14

- If one end breaks, the other end can be used.
- Jagged tip prevents cam-out.



AZ14

Code No.	Size Tip × L (mm)	Hardness	SPQ	Outer Ctn.	JAN (4907587)
413360	⊕ 2× 65	H	10	100	322197
413361	110	H	10	100	322203
413362	150	H	10	100	322210

SLENDER Bit

AS14

- If one end breaks, the other end can be used.
- Tapered tip allows for easy view.



AS14

Code No.	Size Tip × L (mm)	Hardness	SPQ	Outer Ctn.	JAN (4907587)
413367	⊕ 1× 65	H	10	100	322296
413366	⊕ 2× 45	H	10	100	322302
413364	65	H	10	100	322265
413365	110	H	10	100	322272



Square Double End Bit

A14

- If one end breaks, the other end can be used.
- Specially-shaped tip prevents the bit from getting stuck.



A14

Code No.	Size Tip × L (mm)	Hardness	SPQ	Outer Ctn.	JAN (4907587)
413380	SQ 1× 65	H	10	100	321961
413383	110	H	10	100	321947
413385	150	H	10	100	321978
413384	SQ 3×110	H	10	100	321954
413386	150	H	10	100	321985

Square Double End Bit

A14R

- If one end breaks, the other end can be used.
- With a ring attached preventing the bit from getting stuck.



A14R

Code No.	Size Tip × L (mm)	Hardness	SPQ	Outer Ctn.	JAN (4907587)
★ 413387	SQ 1× 65	H	10	100	323903
★ 413388	SQ 2× 65	H	10	100	323910
★ 413389	110	H	10	100	323927
★ 413390	150	H	10	100	323934
★ 413391	SQ 3× 65	H	10	100	323941
★ 413393	150	H	10	100	323965



ALFA Bit

AL14

- If one end breaks, the other end can be used.
- Modest torsion effect created by tempering treatment on the ball grooves.



AL14


Code No.	Size Tip × L (mm)	Hardness	SPQ	Outer Ctn.	JAN (4907587)
413369	⊕ 2× 65	H	10	100	322319
413370	110	H	10	100	322326

ONE POINT



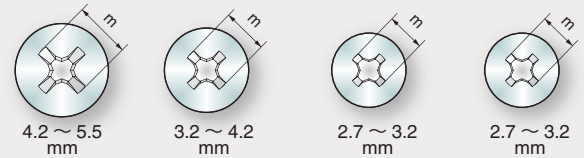
Bit selection I

- Selecting Phillips tip suitable for screw head hole

※ Dimension "m": the size of a cross recess on a screw head viewed from directly above



Screw holes for reference



- Selecting Phillips tip according to hardness classification



Lower hardness Higher hardness

← E · G · H · X →

*Refer to P63 for hardness table (heat treatment classification).

HAND TOOLS

INDUSTRIAL BITS

CONSTRUCTION BITS

RECIPROCATING SAW BLADES

ELECTRIC TOOLS

AIR TOOLS

AIR NIPPERS

STATIC SOLUTIONS


GASOLINE ENGINE TOOLS



TORSION Bit

AT14

- If one end breaks, the other end can be used.
- For soft joint such as wood screws.



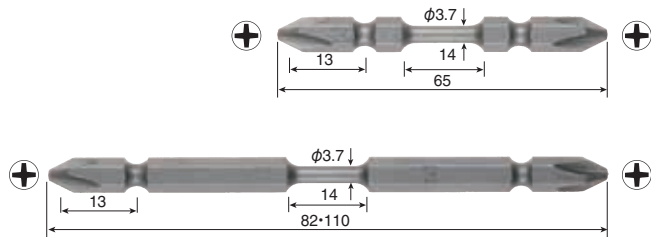
AT14

Code No.	Size Tip × φ × OAL (mm)	Hardness	SPQ	Outer Ctn.	JAN (4907587)
413143	⊕ 2×3.5× 65	H	10	100	322173
413144	110	H	10	100	322180

TORSION Bit (Power tip)

AT14P

- If one end breaks, the other end can be used.
- For hard joint such as drill screws.



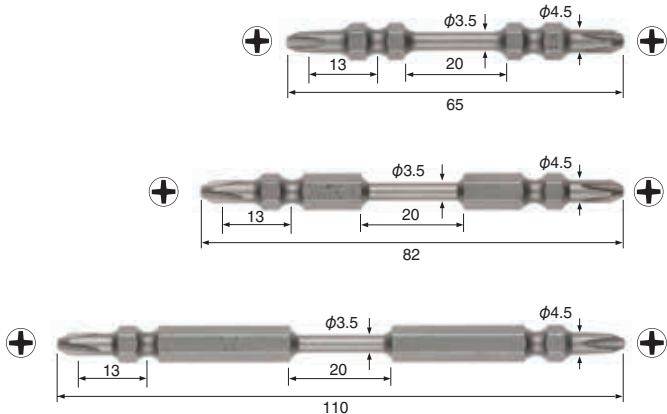
AT14P

Code No.	Size Tip × φ × OAL (mm)	Hardness	SPQ	Outer Ctn.	JAN (4907587)
415361	⊕ 2×3.7× 65	X	10	100	320612
415362	82	X	10	100	320629
415363	110	X	10	100	320636

SLENDER TORSION Bit

ST14

- If one end breaks, the other end can be used.
- Thin tip allows for easy view. For soft joint such as wood screws.
- Patented.



ST14


Code No.	Size Tip × φ × OAL (mm)	Hardness	SPQ	Outer Ctn.	JAN (4907587)
413374	⊕ 1×3.5× 65	H	10	100	320407
413375	⊕ 2×3.5× 65	H	10	100	320414
413377	82	H	10	100	320438
413376	110	H	10	100	320421



Recessed Bit

A16

- Recessed type. Thin shank allows for use in narrow spaces.




A16

Code No.	Size Tip × φ × OAL (mm)	Hardness	SPQ	Outer Ctn.	JAN (4907587)
415061	⊕ 1×3 ×65	H	10	100	322609
415066	⊕ 2×4.5×65	H	10	100	322630

ONE POINT

Bit selection II

- Selection according to bit shapes



Double End Bit

If one end breaks, the other end can be used.

Recessed Bit / Bit

Thin shank improves workability in narrow spaces.

- Selection according to torsion effect

Hard Joint	Soft Joint	Hard Joint
Soft Joint		
	AT14/ST14	AT14P
	φ 3.5	φ 3.7
	20mm	14mm
AL14		
Ball groove		
Ball groove		
Impact is absorbed by the torsion effect at the slot part which receives tempering treatment.	Impact is absorbed by the torsion part (φ3.5 × 20mm).	Impact is absorbed by the torsion part (φ3.7 × 14mm).
	Hard Joint	
	Soft Joint	
	When an instantaneous impact is given when the head of drill screw and tapping screw is fully seated	
	When load is gradually increased such as in tightening wood screws	



HAND TOOLS

INDUSTRIAL BITS

CONSTRUCTION BITS

RECIPROCATING SAW BLADES

ELECTRIC TOOLS

AIR TOOLS



AIR NIPPERS

STATIC SOLUTIONS

GASOLINE ENGINE TOOLS

Recessed Bit (Magnetized) | M-A16

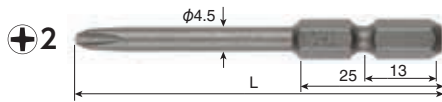
- Recessed type. Thin shank allows for use in narrow spaces.
- Powerfully magnetized.



M-A16					
Code No.	Size Tip × φ × OAL (mm)	Hardness	SPQ	Outer Ctn.	JAN (4907587)
415306	⊕ 1×3 × 65	H	10	100	011053
415311	⊕ 2×4.5× 65	H	10	100	322500
415312	100	H	10	100	322517
415313	150	H	10	100	322524

Double End Bit (Extra Superalloy) | A16

- Thin shank allows for use in cramped spaces.
- Reinforced power tip.
- Not magnetized.



A16					
Code No.	Size Tip × φ × L (mm)	Hardness	SPQ	Outer Ctn.	JAN (4907587)
415001	⊕ 2×4.5× 65	DX	10	100	015761
415002	100	DX	10	100	015778
415003	150	DX	10	100	015785

Hex Bit | A16

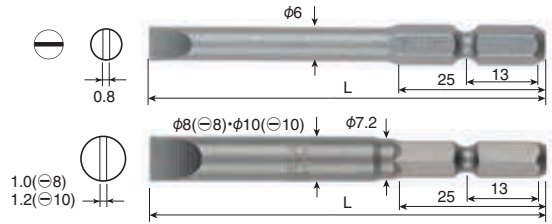
- For assembly work focusing on workability.



A16					
Code No.	Size Tip × L (mm)	Hardness	SPQ	Outer Ctn.	JAN (4907587)
481090	H 2× 65	H	10	100	322807
481100	110	H	10	100	322814
481091	2.5× 65	H	10	100	322821
481101	110	H	10	100	322838
481092	3× 65	H	10	100	322845
481102	110	H	10	100	322852
481093	4× 65	H	10	100	322869
481103	110	H	10	100	322876
481094	5× 65	G	10	100	322883
481104	110	G	10	100	322890
481096	6× 65	G	10	100	322906
481105	110	G	10	100	322913

Slotted Bit | A16


- For assembly work focusing on workability.



A16					
Code No.	Size Tip × L (mm)	Hardness	SPQ	Outer Ctn.	JAN (4907587)
415071	⊖ 6 × 45	G	10	100	322708
415072	70	G	10	100	322715
415171	⊖ 8 × 45	G	10	300	322722
415172	70	G	10	250	322739
415271	⊖ 10× 52	G	10	200	322746
415272	70	G	10	200	322753

Square Bit | A16

- For assembly work focusing on workability.



A16					
Code No.	Size Tip × φ × L (mm)	Hardness	SPQ	Outer Ctn.	JAN (4907587)
481001	SQ 1×4× 65	H	10	100	322289
481002	SQ 2× 65	H	10	100	322920
481005	110	H	10	100	322975
481008	150	H	10	100	322951
481003	SQ 3× 65	H	10	100	322937
481006	110	H	10	100	322944
481009	150	H	10	100	322968

Recessed Bit | D81

- Recessed type. Thin shank allows for use in narrow spaces.



D81					
Code No.	Size Tip × OAL (mm)	Hardness	SPQ	Outer Ctn.	JAN (4907587)
482040	⊕ 2 × 82	X	10	100	332202
482041	82	H	10	100	332219
482042	82	E	10	100	332226

Recessed Bit (Magnetized) | M-D81

- Recessed type. Thin shank allows for use in narrow spaces.
- Powerfully magnetized.



M-D81					
Code No.	Size Tip × OAL (mm)	Hardness	SPQ	Outer Ctn.	JAN (4907587)
482046	⊕ 2 × 82	H	10	100	011190




TORX Bit

● For TORX screws used in the automotive industry.



RoHS



V

Code No.	Size Tip × L (mm)	mm	d1	L1	d2 (mm)	SPQ	JAN (4907587)
634997	T6 × 65 ▲	1.65	1.95	6.5	4.0	10	062505
634998	110 ▲	1.65	1.95	6.5	4.0	10	062512
634999	T8 × 65 ▲	2.3	2.60	7.0	4.5	10	062529
635000	110 ▲	2.3	2.60	7.0	4.5	10	062536
635120	T10 × 65	2.72	3.02	7.5	4.5	10	062703
635121	110	2.72	3.02	7.5	4.5	10	062710
635125	T15 × 65	3.26	3.56	7.5	4.5	10	062727
635126	110	3.26	3.56	7.5	4.5	10	062734
635130	T20 × 65	3.84	4.14	7.5	5.0	10	062741
635131	110	3.84	4.14	7.5	5.0	10	062758
635135	T25 × 65	4.4	4.70	8.0	5.0	10	062765
635136	110	4.4	4.70	8.0	5.0	10	062772
635140	T27 × 65	4.96	5.26	8.0	5.5	10	062789
635141	110	4.96	5.26	8.0	5.5	10	062796
635145	T30 × 65	5.49	5.79	8.5	6.0	10	062802
635146	110	5.49	5.79	8.5	6.0	10	062819
635150	T40 × 65	6.6	H6.35	—	H6.35	10	062826
635151	110	6.6	H6.35	—	H6.35	10	062833


TORX® is a registered trademark of Acument Intellectual Properties, LLC (USA). ▲Contact us for the lead-time.
VESSEL is an official licensee of Acument Intellectual Properties LLC.

TORX Bit (Tamper-Proof)

● For TORX screws used in the automotive industry.
● With a round hole for tamper-proof.



RoHS



V


Code No.	Size Tip × L (mm)	mm	d1	L1	d2 (mm)	SPQ	JAN (4907587)
635032	T8H × 65	2.3	2.60	7.0	4.5	10	062680
635033	110	2.3	2.60	7.0	4.5	10	062697
635001	T10H × 65	2.72	3.02	7.5	4.5	10	062543
635002	110	2.72	3.02	7.5	4.5	10	062550
635005	T15H × 65	3.26	3.56	7.5	4.5	10	062567
635006	110	3.26	3.56	7.5	4.5	10	062574
635010	T20H × 65	3.84	4.14	7.5	5.0	10	062581
635011	110	3.84	4.14	7.5	5.0	10	062598
635015	T25H × 65	4.4	4.70	8.0	5.0	10	062604
635016	110	4.4	4.70	8.0	5.0	10	062611
635020	T27H × 65	4.96	5.26	8.0	5.5	10	062628
635021	110	4.96	5.26	8.0	5.5	10	062635
635025	T30H × 65	5.49	5.79	8.5	6.0	10	062642
635026	110	5.49	5.79	8.5	6.0	10	062659
635030	T40H × 65	6.6	H6.35	—	H6.35	10	062666
635031	110	6.6	H6.35	—	H6.35	10	062673

TORX® is a registered trademark of Acument Intellectual Properties, LLC (USA).
VESSEL is an official licensee of Acument Intellectual Properties LLC.

Nut Setter

● Nut setter for assembly.
● Strong resistance to shank breakage with press-fit method.
(Marked with a star symbol in the table below)

RoHS



A20

Code No.	Size Tip × OAL (mm)	φD	Hole depth (mm)	SPQ	Outer Ctn.	JAN (4907587)
416080	A/F 4.5 × 55	7.5	20	10	250	323002
416081	5 × 55	8.5	20	10	250	323026
416082	5.5 × 55	9	20	10	250	323040
416281	100	9	25	10	250	323057
416083	6 × 55	10	20	10	200	323064
416282	100	10	25	10	200	323071
416084	7 × 11 × 55	11	20	10	200	323088
416280	100	11	25	10	150	323293
416095	7 × 60 ☆	13.5	22	10	200	323538
416283	100 ☆	13.5	25	10	150	323095
416085	8 × 60 ☆	13.5	22	10	200	323439
416284	100 ☆	13.5	22	10	150	323118
416086	9 × 60 ☆	15	22	10	150	323446
416087	9.6 × 60 ☆	15	22	10	150	323453
416088	10 × 60 ☆	16	22	10	150	323460
416286	100 ☆	16	22	10	100	323170
416089	11 × 60 ☆	17	22	10	150	323477
416090	12 × 60 ☆	18	22	10	100	323484
416287	100 ☆	18	22	10	100	323217
416091	13 × 60 ☆	19	22	10	100	323491
416288	100 ☆	19	22	10	50	323231
416092	14 × 60 ☆	20	22	10	100	323507
416093	15 × 60 ☆	21	22	10	50	323514
416094	17 × 60 ☆	23	22	10	50	323521

☆...Press-fit type

ONE POINT

A20

Features of press-fit type nut setters

(Press-fit type: marked with a star symbol in the table of each model)

MEDIUM HARDNESS
Improves durability of socket head

HIGH HARDNESS
Strong resistance to shank breakage

The shank and the socket head have been heat-treated to the best hardness and press-fit together. The socket head is strong against wear, and the shank against twisting, resulting in higher durability.

Prevents shank breakage
Torsion moment with a static torque

Normal type: 75 N·m

Press-fit type: 107 N·m

HAND TOOLS

INDUSTRIAL BITS

CONSTRUCTION BITS

RECIPROCATING SAW BLADES

ELECTRIC TOOLS

AIR TOOLS

AIR NIPPERS

STATIC SOLUTIONS

GASOLINE ENGINE TOOLS


HAND TOOLS



Nut Setter

A20-5

- Short type nut setter to use in narrow spaces, such as on the periphery of automobile engines.



A20-5

Code No.	Size Tip × OAL (mm)	φD	Hole depth (mm)	SPQ	Outer Ctn.	JAN (4907587)
★ 416396	A/F 10× 50	16	10	10	150	323422

INDUSTRIAL BITS



CONSTRUCTION BITS



"SAKISUBO" Bit (packed in a plastic bag), 10-pc set

M-S14

- For soft joint applications such as fastening elastic items (coarse threads, wood screw, resin tap etc.). Can be used with general standard screws.
- Suppresses backlash of bits on a wood grain and secure a smooth fastening.



M-S14
⊕2×110H

M-S14

Code No.	Size Tip × L (mm)	Hardness	Package size (mm)	SPQ (set)	JAN (4907587)
415441	⊕2× 65H	H	86×133×8	10	359711
415442	⊕2× 82H	H	86×162×8	10	359728
415443	⊕2× 110H	H	86×162×8	10	359735
415444	⊕2× 150H	H	86×202×8	10	359742


ELECTRIC TOOLS

AIR TOOLS

"SAKISUBO" Bit (packed in a plastic bag), 10-pc set

M-S14H

- For hard joint applications such as tapping or self-tapping screws. Optimal for low head screws such as thin washers or screws whose head hole accuracy is not good.
- Thick tip improves durability. Fits pan head screws like tapping or drill screws.
- Black finish appealing to professionals. Rust-resistant.



M-S14H
⊕2×110H

M-S14H

Code No.	Size Tip × L (mm)	Hardness	Package size (mm)	SPQ (set)	JAN (4907587)
415445	⊕2× 65H	H	86×133×8	10	359759
415446	⊕2× 82H	H	86×162×8	10	359766
415447	⊕2× 110H	H	86×162×8	10	359773
415448	⊕2× 150H	H	86×202×8	10	359780

AIR NIPPERS

STATIC SOLUTIONS

GASOLINE ENGINE TOOLS



Bit Mag Bottle 20-pc Set

SAKISUBO Double End Bits

SMG14

- Tip is easy to see, and the torsion effect of the constricted part produces great durability.
- Used for soft joints such as wood screw work.
- Integrated magnetizer in the cap to magnetize/demagnetize bits.
- Provided with a ring to hang onto hooks.



SMG14

Code No.	Size Tip × OAL (mm)	Contents	Hardness	Bottle size (mm)	JAN (4907587)
415283	⊕2× 65H	⊕2× 65 20 pcs.	H	53×100×111	347282
415284	⊕2× 110H	⊕2× 110 20 pcs.	H	53×100×153	347299


SPQ: 5 sets

Bit Mag Bottle 20-pc Set

Double End Bits (Type-A)

AMG14

- Basic bits which are long popular in assembly factories.
- Optimal for hard joint parts such as tapping and machine screws.
- Integrated magnetizer in the cap to magnetize/demagnetize bits.
- Provided with a ring to hang onto hooks.



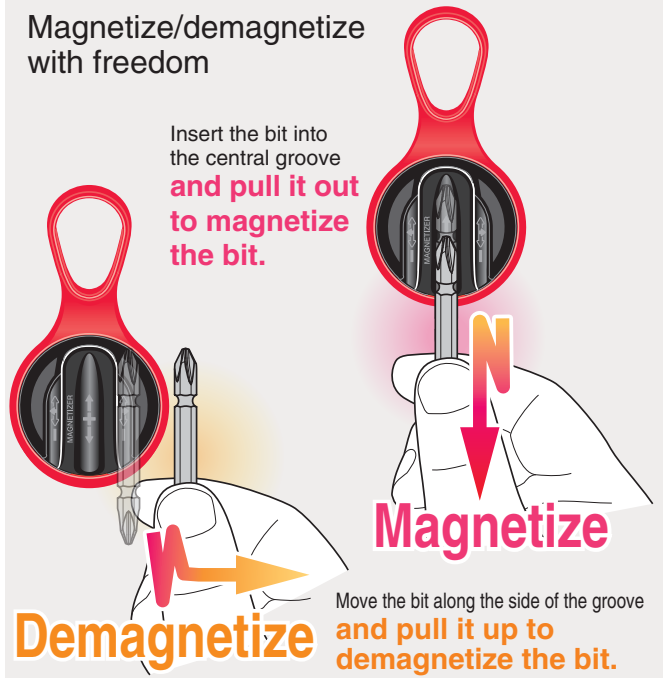
AMG14

Code No.	Size Tip × OAL (mm)	Contents	Hardness	Bottle size (mm)	JAN (4907587)
415285	⊕2× 65H	⊕2× 65 20 pcs.	H	53×100×111	347305
415286	⊕2× 110H	⊕2× 110 20 pcs.	H	53×100×153	347312

SPQ: 5 sets

ONE POINT

Magnetize/demagnetize with freedom



Insert the bit into the central groove and pull it out to magnetize the bit.

Magnetize

Demagnetize

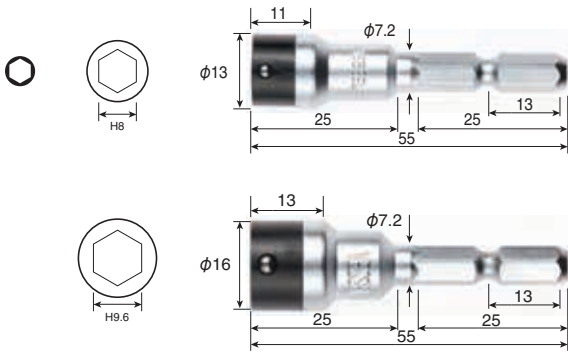
Move the bit along the side of the groove and pull it up to demagnetize the bit.



Nut Setter (Ball Lock) | SB

- Nut setter for Hex screws.
- Ball-lock type for minimum cutting particles.

RoHS

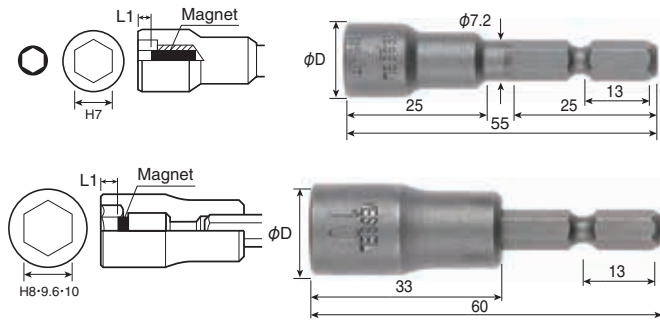


SB

Code No.	Size Tip × OAL (mm)	SPQ	Outer Ctn.	JAN (4907587)
482531	A/F 5/16" (8mm) × 55 (For screw dia.5mm)	5	50	350176
482532	A/F 3/8" (9.6mm) × 55 (For screw dia.6mm)	5	50	350183

Nut Setter (Press-Fit Magnet) | MA20

- Nut setter for Hex screws.
- Holds the screw with a strong magnet, to prevent the screws from dropping.



MA20

Code No.	Size Tip × OAL (mm)	φD	L1 (mm)	SPQ	Outer Ctn.	JAN (4907587)
482510	A/F 7 × 55 (For screw dia. 4mm)	13	2.5	10	200	334107
482511	A/F 8 × 60 (For screw dia. 5mm)	☆ 13.5	3.17	10	150	334114
482512	A/F 9.6 × 60 (For screw dia. 6mm)	☆ 15	3.96	10	150	334121
482513	A/F 10 × 60 (For screw dia. 6mm)	☆ 16	3.96	10	150	334138

☆Press-fit type.

Nut setter (Side Magnet) | MA20S

- Nut setter for Hex screws.
- Holds the screw with side magnet, to prevent the screws from dropping.

RoHS



MA20S


Code No.	Size Tip × OAL (mm)	φD	Hole depth (mm)	SPQ	Outer Ctn.	JAN (4907587)
482401	A/F 5/16" (8mm) × 55	13	20	10	100	334145
482402	A/F 3/8" (9.6mm) × 55	16	20	10	100	334152
482403	A/F 10mm × 55	16	20	10	100	334169



Double End Bit | A15

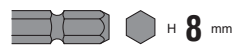
- If one end breaks, the other end can be used.
- High strength with 8mm hexagonal shank.

RoHS



A15

Code No.	Size Tip × L (mm)	Hardness	SPQ	Outer Ctn.	JAN (4907587)
414041	⊕ 2× 65	G	10	250	323613
414042	110	G	10	150	323620
414051	⊕ 3× 65	E	10	250	323668
414052	110	E	10	150	323675



Hex Bit | A19

- For assembly work focusing on workability.
- High strength with 8mm hexagonal shank.

RoHS




A19

Code No.	Size Tip × L (mm)	Hardness	SPQ	Outer Ctn.	JAN (4907587)
481191	H 5× 65	G	10	250	323705
481192	6× 65	G	10	250	323729
481196	130	G	10	100	323736
481193	8× 65	G	10	250	323743
481197	130	G	10	100	323750
481194	10× 65	S	10	200	323767
481198	130	S	10	100	323774

TORX Bit | V5

- For TORX screws used in the automotive industry.
- High strength with 8mm hexagonal shank.

RoHS



V5

Code No.	Size Tip × L (mm)	mm	d1	L1	d2 (mm)	SPQ	JAN (4907587)
635215	T25× 65	4.4	4.70	10.0	6.0	10	062840
635216	110	4.4	4.70	10.0	6.0	10	062857
635220	T27× 65	4.96	5.26	11.5	6.5	10	062864
635221	110	4.96	5.26	11.5	6.5	10	062871
635225	T30× 65	5.49	5.79	11.5	6.5	10	062888
635226	110	5.49	5.79	11.5	6.5	10	062895
635230	T40× 65	6.6	6.90	11.5	7.5	10	062901
635231	110	6.6	6.90	11.5	7.5	10	062918
635235	T45× 65	7.77	8.0	—	8.0	10	062925
635236	110	7.77	8.0	—	8.0	10	062932
635240	T50× 65	8.79	H8	—	H8	10	062949
635241	110	8.79	H8	—	H8	10	062956

TORX® is a registered trademark of Acument Intellectual Properties, LLC (USA). VESSEL is an official licensee of Acument Intellectual Properties LLC.

B35

Double End Bit Type-B




"Type-B" is the international drive shape.

The Type-B insertion entry is designed to work with the dimensions most commonly used by air tool manufacturers. There are some models that will not accept insertion of the double-head types, depending on the shape of the insertion chuck. Please make your selections while referring to the specifications table.



B35 Bit




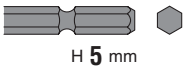

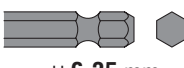

Bits manufactured to meet specifications based on ISO.
Hex 6.35mm.

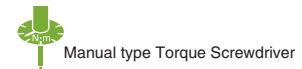


※Image is for illustration purposes.

Applicable models

Please check the model No. of your drivers before determining which bit(s) to choose.

Shape	Model No.	Page	Applicable models	
			 Air Screwdriver	 Electric Screwdriver
 H 5 mm	B36	P77	VESSEL GT-S5TFR•S5TFB•S5TFG•S4TFR•S4TFS•S4TFG Uryu US-40•3.5A•4•4PB/ US-LT○○A/AL series Yokota YD-3•4•400SC	VESSEL VE-4000 (AC) • 4000P (AC) • 4500 (AC) • 4500P (AC)
 H 5 mm	B34	P76	VESSEL GT-S4TFR•S4TFS•S4TFG•S5TFR•S5TFB•S5TFG Uryu US-40•3.5A•4•4PB (Except B44 Nut Setter Overall Length 70mm) US-LT○○A/AL series Yokota YD-3•4•400SC	VESSEL VE-4000 (AC) • 4000P (AC) • 4500 (AC) • 4500P (AC) Hios PG-7000, BLG-5000BC1/-15/-20/-HT BLG-5000/-15/-20/HT, BL-5000/-15/-20•5020•7000/-20 CL-4000•6000•6500•7000 SS-4000•6500•7000, α-4500•5000•6500 CD-4000•5000•6000•7000 VB-1510/-18•1820•3012•2008•3020 VZ-1510•1812•1820•3012•3007 Delvo DLV ○○○○-EJN/-DJN/-DJE DLV 7(8)120-SPC•7(8)130-SPC•7(8)140-SPC• 7(8)241-SPC•7(8)231-SPC DLV 30LL(P)-SPC•30SL(P)-SPC•30HL(P)-SPC Hitachi Koki WT 3G/3GP•4G/4GP•5G/5GP Kanon 3K-120L•180L•180LF•120P•180P•180PF 9K-130P•140P•130PF•131L•131LF•131P•131PF 5KD-200•300 Panasonic FE-A310S•A310MH•A310L•A111L•A111MH•A111M• A710AXN•A710MHN
	M-B34			
	N			
	B44			
 H 6.35 mm	B43	P77	Uryu UX•U•UW•ALPHA•UL•UEP•UAT•UA•UDP(all driver type) US-350W•450WB•5•50•5PB•○○W/PW•LT○○B/BL/PB NPK ND-○○○X, NPW-○○○X Fuji Kuki FLT series D-1•D-2 FPT series D-1, FL series D-1, FPW series D-1 FW series D-1•D-2•D-6•D-7•D-8, FD series D-4•D-5 Yutani D-6SPBL•5WPBEB•6WSPEB•6WSHPBEB•600SHEB• 604B•8WPE•6SSBEL•6WSHSB DH-6PL•4.5PEB•6PLE•4.5SB•6SELB HPW-4D•6D•6αD•8αD•4SD•6SD•6αSD	Yokota YBX-50A Tonichi AUR5N-U (Except U1000CN) • UR•DU ● Following Tool models are applicable only for the single end bits. Hios PG-7000 BLG-4000BC1•5000BC1/-15/-20/-HT BLG-4000•5000/-15/-20/HT BL-3000•5000/-15/-20•5020•7000/-20 CL-4000•6000•6500•7000•9000 SS-4000•6500•7000 α-4500•5000•6500 CD-4000•5000•6000•7000 VB-1510/-18•1820•3012•4504•2008•3020 VBH-1820•3012 VZ-1510•1812•1820•3012•3007•4504•4506 VZH-1820•3012 Delvo DLV ○○○○-EKN/-DKN/-DKE DLV 8150-SPC•7(8)251-SPC DLV 45LL(P)-SPC•45SL(P)-SPC•70LL(P)-SPC Uryu UDBP-AF•TA•A
	M-B43			
	B43P			
	M-B43P			
	B43H			
	B43B			
	BT43			
BT43P				
 H 6.35 mm	B35	P79 P82	Yokota TKa60A•70A•80A YEX-120A•150A•501A•100SA•120SA•150SA• 300SA•500SA YLa60A•70A•80A YLT50A•60A•70A•60AL•70AL Y-40SA•41A•46A YX-80A•180A•280A•380A•500A•280A•380A• 500A•180SA•280SA•380SA•500SA•280CA•500CA YBX-50A YD-400SCA•500SCA•5PHCA•3A•4A•4.5SZ•5A• 4.5LAZ•6WAZK•600SZ•40PZ•4.5PZK•600PZ• 650PZ•65PTZ•65PZ•670A•670A-F•670A-R•670A-RF Atlas-Copco LUM•LUF•LUD•TWIST•COMBI series	Yokota CN 60LTDK~N 10LTDK(N6~N100LTDK) CN 60STDK~N 10STDK(N6~N100STDK) CN 100~CN 500DPSK(N10~N50DPSK) CN 100~CN 500DPSK-L(N10~N50DPSK(II)) CN 15/CN 30LTDK-H(N1.5/N3LTDK-H) DTDK-CN 500EXL(DTDK-N5EXL)
	J	P80 P81		
	B45/13**	P84		
	MB45/13**M			
	MB45S	P85		
	MB45D			
	HB			
	HBM	P95		
 H 6.35 mm	B39	P83	VESSEL GT- H4RC•H5RC•S6CD•PLRC Uryu US-3.5ACB•4CA•5CA• LT30B-○○C•LT40B-○○C	Yutani D-6WHCL Yokota YD-600L YX-280CA•500CA



Manual type Torque Screwdriver


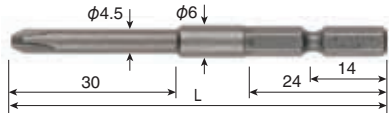
HAND TOOLS
INDUSTRIAL BITS
CONSTRUCTION BITS
RECIPROCATING SAW BLADES
ELECTRIC TOOLS
AIR TOOLS
AIR NIPPERS
STATIC SOLUTIONS
GASOLINE ENGINE TOOLS



Bit

B34

- For assembly work focusing on workability.
- Hexagonal shape with the width across flats of 5mm is also suited for electric drivers.



B34

Code No.	Size Tip × φ × L (mm)	Hardness	SPQ	Outer Ctn.	JAN (4907587)
422031	⊕ 1 × 70	H	10	100	325419
422032	100	H	10	100	325433
422033	150	H	10	100	325457
422048	⊕ 1 × 4 × 70	H	10	100	325563
422034	⊕ 1 × 5.3 × 105	H	10	100	325518
★ 422040	120	X	10	200	325525
422035	120	H	10	100	325532
422041	⊕ 2 × 70	H	10	100	325617
422042	100	H	10	100	325631
422045	120	H	10	100	325655
422043	150	H	10	100	325679
422044	200	H	10	100	325693
446340	⊕ 2 × 3 × 30 × 75	H	10	100	325792
422049	⊕ 2 × 4.5 × 70	H	10	—	325785
422046	⊕ 2 × 5.3 × 105	H	10	100	325716
422047	120	H	10	100	325730
422071	H 2 × 70	H	10	100	325808
422072	2.5 × 70	H	10	100	325815
422073	3 × 70	H	10	100	325822
422074	4 × 70	H	10	100	325839
422075	5 × 70	H	10	100	325846

Bit (Magnetized)

M-B34

- For assembly work focusing on workability.
- Hexagonal shape with the width across flats of 5mm is also suited for electric drivers.
- Powerfully magnetized.



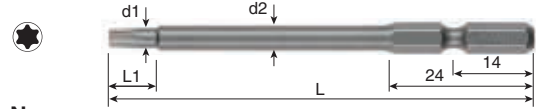
M-B34

Code No.	Size Tip × L (mm)	Hardness	SPQ	Outer Ctn.	JAN (4907587)
422101	⊕ 2 × 70	H	10	100	011114
422102	100	H	10	100	011121
422103	150	H	10	100	011138

TORX Bit

N

- For TORX screws popular in the automotive industry.



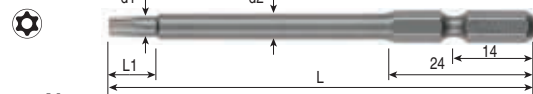
Code No.	Size Tip × L (mm)	mm	d1	L1	d2 (mm)	SPQ	JAN (4907587)
635498	T5 × 75	1.37	1.67	6.5	4.0	10	063489
635499	100 ▲	1.37	1.67	6.5	4.0	10	063496
635500	T6 × 75	1.65	1.95	6.5	4.0	10	063502
635501	100	1.65	1.95	6.5	4.0	10	063519
635505	T8 × 75	2.3	2.60	7.0	4.5	10	063526
635506	100	2.3	2.60	7.0	4.5	10	063533
635510	T10 × 75	2.72	3.02	7.5	4.5	10	063540
635511	100	2.72	3.02	7.5	4.5	10	063557
635515	T15 × 75	3.26	3.56	7.5	4.5	10	063564
635516	100	3.26	3.56	7.5	4.5	10	063571
635520	T20 × 75	3.84	4.14	7.5	5.0	10	063588
635521	100	3.84	4.14	7.5	5.0	10	063595
635525	T25 × 75	4.4	4.70	8.0	5.0	10	063601
635526	100	4.4	4.70	8.0	5.0	10	063618
635530	T27 × 75	4.96	5.26	8.0	5.5	10	063625
635531	100	4.96	5.26	8.0	5.5	10	063632

TORX® is a registered trademark of Acument Intellectual Properties, LLC (USA). ▲Contact us for the lead-time.
 VESSEL is an official licensee of Acument Intellectual Properties LLC.

TORX Bit (Tamper-Proof)

N

- For TORX screws popular in the automotive industry.
- With a round hole for tamper-proof.




Code No.	Size Tip × L (mm)	mm	d1	L1	d2 (mm)	SPQ	JAN (4907587)
635551	T10H × 75	2.72	3.02	7.5	4.5	10	062420
635552	100	2.72	3.02	7.5	4.5	10	062437
635553	T15H × 75	3.26	3.56	7.5	4.5	10	062444
635554	100	3.26	3.56	7.5	4.5	10	062451
635555	T20H × 75	3.84	4.14	7.5	5.0	10	062468
635556	100	3.84	4.14	7.5	5.0	10	062475
635557	T25H × 75	4.4	4.70	8.0	5.0	10	062482
635558	100	4.4	4.70	8.0	5.0	10	062499

TORX® is a registered trademark of Acument Intellectual Properties, LLC (USA).
 VESSEL is an official licensee of Acument Intellectual Properties LLC.

Nut setter

- Nut setter for Hex screws.



B44

Code No.	Size Tip × L (mm)	φD	Hole depth (mm)	SPQ	Outer Ctn.	JAN (4907587)
422371	A/F 5.5 × 70	9	25	10	250	326300
422381	100	9	25	10	250	326317
422372	6 × 70	10	25	10	200	326324
422382	100	10	25	10	200	326331
422373	7 × 70	11	25	10	200	326348
422383	100	11	25	10	150	326355
422374	8 × 70	13	25	10	200	326362
422384	100	13	25	10	150	326379
422385	10 × 100	16	25	10	100	326393




Double End Bit

B36

- If one end breaks, the other end can be used.
- For assembly work focusing on workability.

RoHS



B36

Code No.	Size Tip × L (mm)	Hardness	SPQ	Outer Ctn.	JAN (4907587)
423031	⊕ 1× 70	H	10	100	326010
423032	100	H	10	100	326034
423041	⊕ 2× 70	H	10	100	326119
423042	100	H	10	100	326133
423043	150	H	10	100	326157
423044	200	H	10	100	326164




Double End Bit

B43

- If one end breaks, the other end can be used.
- For assembly work focusing on workability.

RoHS



B43

Code No.	Size Tip × L (mm)	Hardness	SPQ	Outer Ctn.	JAN (4907587)
425032	⊕ 1× 75	H	10	100	328168
425036	⊕ 2× 50	X	10	100	328304
425037	50	H	10	100	328311
425038	50	E	10	100	328335
425039	75	X	10	100	328359
425040	75	H	10	100	328366
425041	75	G	10	100	328373
425042	75	E	10	100	328380
425046	100	X	10	100	328403
425047	100	H	10	100	328410
425043	100	G	10	100	328427
425044	100	E	10	100	328434
425048	150	X	10	100	328458
425049	150	H	10	100	328465
425045	150	G	10	100	328472
425050	200	G	10	100	328533
446373	300	H	10	100	328526
425054	⊕ 3× 75	H	10	100	328663
425055	75	E	10	100	328687
425057	100	H	10	100	328717
425058	100	E	10	100	328731
446375	150	H	10	100	328748

Double End Bit (Magnetized)

M-B43

- If one end breaks, the other end can be used.
- For assembly work focusing on workability.
- Powerfully magnetized.

RoHS



M-B43


Code No.	Size Tip × L (mm)	Hardness	SPQ	Outer Ctn.	JAN (4907587)
422104	⊕ 2× 50	H	10	100	011145
446669	75	H	10	100	328489
446672	100	H	10	100	328496
422106	100	G	10	100	011169
446673	150	H	10	100	328502

Double End Bit (Power tip)

B43P

- If one end breaks, the other end can be used.
- Well balanced combination between tip precision and strength.

RoHS



B43P


Code No.	Size Tip × L (mm)	Hardness	SPQ	Outer Ctn.	JAN (4907587)
425171	⊕ 2× 75	H	10	100	328892
425172	100	H	10	100	328908

Double End Bit (High power tip) (Magnetized)

M-B43P

- If one end breaks, the other end can be used.
- Well balanced combination between tip precision and strength.
- Powerfully magnetized.

RoHS



M-B43P

Code No.	Size Tip × OAL (mm)	Hardness	SPQ	Outer Ctn.	JAN (4907587)
422107	⊕ 2×100	H	10	100	011176


Double End Bit (Extra Superalloy)

B43

- If one end breaks, the other end can be used.
- Reinforced power tip.
- Not magnetized.

RoHS

Extra Superalloy



B43

Code No.	Size Tip × L (mm)	Hardness	SPQ	Outer Ctn.	JAN (4907587)
425071	⊕ 2× 75	DX	10	100	015792
425072	100	DX	10	100	015808
425073	150	DX	10	100	015815

TAPPING Bit (High power tip)

B43H

- If one end breaks, the other end can be used.
- Reinforced tip for tapping work.

RoHS



B43H

Code No.	Size Tip × L (mm)	Hardness	SPQ	Outer Ctn.	JAN (4907587)
425151	⊕ 2× 75	H	10	100	328816
425153	100	H	10	100	328823
425155	150	H	10	100	328830

HAND TOOLS

INDUSTRIAL BITS

CONSTRUCTION BITS

RECIPROCATING SAW BLADES

ELECTRIC TOOLS

AIR TOOLS

AIR NIPPERS

STATIC SOLUTIONS

GASOLINE ENGINE TOOLS



TAPPING Bit (Black tip) | B43B

- If one end breaks, the other end can be used.
- Reinforced tip for tapping work.



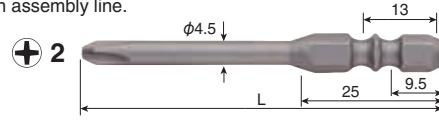
B43B

Code No.	Size Tip × L (mm)	Hardness	SPQ	Outer Ctn.	JAN (4907587)
425141	⊕ 2× 50	S	10	100	328854
425142	75	S	10	100	328861
425143	100	S	10	100	328878
425144	150	S	10	100	328885



Recessed Bit (Magnetized) | M-AB16

- Compatible with either Type-A or Type-B chucks.
- Useful when using multiple fastening tools with different drive types in an assembly line.

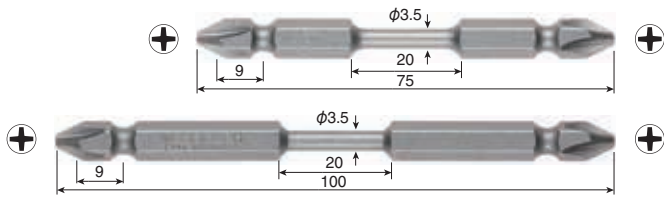


M-AB16

Code No.	Size Tip × φ × L (mm)	Hardness	SPQ	Outer Ctn.	JAN (4907587)
415301	⊕ 2×4.5× 65	H	10	100	322555
415302	100	H	10	100	322531
415303	150	H	10	100	322548

TORSION Bit | BT43

- If one end breaks, the other end can be used.
- For soft joint such as wood screws.



BT43

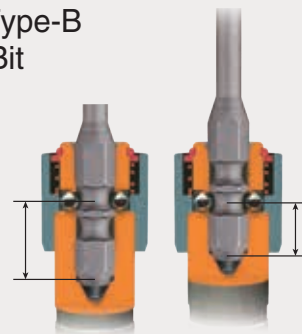
Code No.	Size Tip × φ × OAL (mm)	Hardness	SPQ	Outer Ctn.	JAN (4907587)
425161	⊕ 2×3.5× 75	H	10	100	328540
425162	100	H	10	100	328557

ONE POINT | IRS/M-AB16

Type-A / Type-B Dual-use Bit

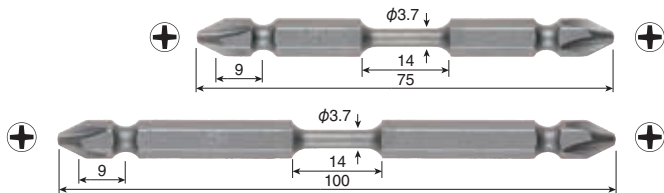
Type-A
13mm

Type-B
9.5mm



TORSION Bit (Power tip) | BT43P

- If one end breaks, the other end can be used.
- For hard joint such as drill screws.



BT43P

Code No.	Size Tip × φ × OAL (mm)	Hardness	SPQ	Outer Ctn.	JAN (4907587)
425201	⊕ 2×3.7× 75	X	10	100	328588
425202	100	X	10	100	328595

Bit Mag Bottle 20-pc Set Double End Bits (Type-B) | BMG43

- Basic bits which are long popular in assembly factories.
- Optimal for hard joint parts such as tapping and machine screws.
- Integrated magnetizer in the cap to magnetize/demagnetize bits.
- Provided with a ring to hang onto hooks.



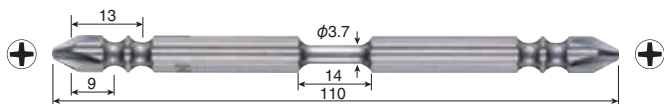
Code No.	Model No.	Contents	Hardness	Bottle size (mm)	JAN (4907587)
415282	BMG43 +2×100H	⊕ 2×100 20pcs.	H	53×100×153	347275

SPQ: 5 sets



SUPER TORSION Bit | RS

- If one end breaks, the other end can be used.
- Compatible with either Type-A or Type-B chucks.
- For hard joint such as drill screws.



Code No.	Model No.	Contents	Hardness	Package size (mm)	JAN (4907587)
★ 486949	RS10P2082F	⊕ 2×φ3.7× 82 10 pcs.	H	143×87×7	359421
★ 486950	RS10P2110F	⊕ 2×φ3.7× 110 10 pcs.	H	162×87×7	359438

SPQ: 10 sets


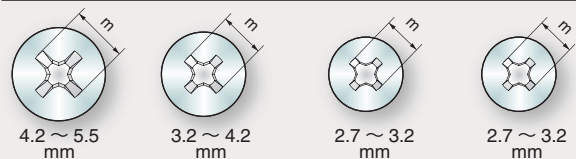
ONE POINT

Bit selection

- Selecting Phillips tip suitable for screw head hole

※ Dimension "m": the size of a cross recess on a screw head viewed from directly above

Screw holes for reference



HAND TOOLS

INDUSTRIAL BITS

CONSTRUCTION BITS

RECIPROCATING SAW BLADES

ELECTRIC TOOLS

AIR TOOLS

AIR NIPPERS

STATIC SOLUTIONS

GASOLINE ENGINE TOOLS




Bit

B35

- For assembly work focusing on workability.
- H6.35mm (1/4") drive compliant with the international standards.

RoHS



B35

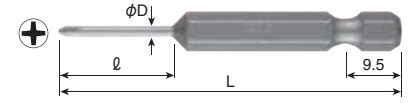
Code No.	Size Tip × L (Model No.) (mm)	Hardness	φD	SPQ	Outer Ctn.	JAN (4907587)
424032	⊕ 1 × 50	H	7.0	10	100	326515
424035	75	H	7.0	10	100	326560
424036	⊕ 1 × 4.5 × 100	H	4.5	10	100	326577
424061	⊕ 2 × 50	X	7.0	10	100	326706
424040	50	G	7.0	10	100	326720
424062	75	X	7.0	10	100	326751
424047	75	H	7.0	10	100	326768
424041	75	G	7.0	10	100	326775
424042	75	E	7.0	10	100	326782
424048	100	H	7.0	10	100	326812
424043	100	G	7.0	10	100	326829
424044	100	E	7.0	10	100	326836
424049	150	H	7.0	10	100	326867
424045	150	G	7.0	10	100	326874
424046	150	E	7.0	10	100	326881
424038	⊕ 2 × 4.5 × 100	H	4.5	10	100	326898
424050	⊕ 3 × 75	H	7.0	10	100	327062
424051	75	E	7.0	10	100	327086
424052	100	H	7.0	10	100	327116
424053	100	E	7.0	10	100	327130
424054	150	G	7.0	10	100	327147
424075	⊖ 6 × 75	E	6.0	10	100	327208
487245	⊖ 6.35 × 0.97t × 49 (1524)	H	6.35	10	—	607614
487255	⊖ 7.92 × 1.17t × 49 (1526)	H	7.92	10	—	607591
★ 446464	⊖ 6.99 × 1.07t × 76 (1565)	H	6.99	10	—	607553
424080	H 2 × 75	H	7.0	10	100	327307
424081	100	H	7.0	10	100	327314
424082	H 2.5 × 75	H	7.0	10	100	327321
424083	100	H	7.0	10	100	327338
424093	150	H	7.0	10	—	607737
424084	H 3 × 75	H	7.0	10	100	327345
424085	100	H	7.0	10	100	327352
424094	150	H	7.0	10	—	607768
487282	H 4 × 49	H	4.6	10	—	607775
424086	75	H	7.0	10	100	327369
424087	100	H	7.0	10	100	327376
424095	150	H	7.0	10	—	607782
487283	H 5 × 49	H	5.8	10	—	607799
424088	75	G	7.0	10	100	327383
424089	100	G	7.0	10	100	327390
424096	150	G	7.0	10	—	607805
487284	H 6 × 49	H	—	10	—	607812
★ 489295	70 (1336/70)	H	7.0	10	—	—
424090	75	G	7.0	10	100	327406
424091	100	G	7.0	10	100	327413
424097	150	G	7.0	10	—	607829
★ 489296	H 7 × 70 (1337/70)	H	10.0	10	—	607836
★ 489298	H 9 × 70 (1339/70)	H	11.0	10	—	607867



Bit

B35

- For assembly work focusing on workability.
- H6.35mm (1/4") drive compliant with the international standards.




B35

Code No.	Size Tip × φ × L (mm)	Hardness	φD	ℓ	L (mm)	SPQ	JAN (4907587)
★ 446129	⊕ 00 × 1.7 × 20 × 40	H	1.7	20	40	10	—
446126	⊕ 00 × 1.2 × 20 × 60	H	1.2	20	60	10	606679
446141	⊕ 00 × 2 × 40 × 100	H	2	40	100	10	606723
446145	⊕ 0 × 1.4 × 30 × 60	H	1.4	30	60	10	606730
446153	⊕ 0 × 2 × 20 × 60	H	2	20	60	10	606778
★ 446165	⊕ 0 × 3 × 20 × 60	H	3	20	60	10	606815
446157	⊕ 0 × 2 × 30 × 100	H	2	30	100	10	606785
★ 446163	⊕ 0 × 2.5 × 30 × 100	H	2.5	30	100	10	606808

Bit

B35

- For assembly work focusing on workability.
- H6.35mm (1/4") drive compliant with the international standards.



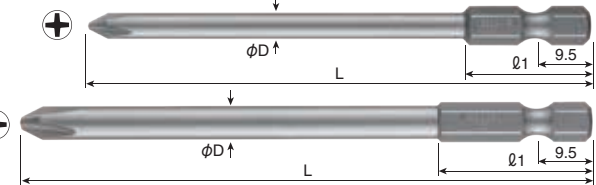
B35

Code No.	Model No.	Hardness	Tip	φD	ℓ	L (mm)	SPQ	JAN (4907587)
★ 487209	1092-2	H	⊕2	4.8	25	150	10	—
487208	1092	H	⊕2	6.35	50	152	10	607003
★ 487214	1063-2	H	⊕3	6.3	25	50	10	—

Bit

B35

- For assembly work focusing on workability.
- H6.35mm (1/4") drive compliant with the international standards.




B35

Code No.	Model No.	Hardness	Tip	φD	ℓ1	L (mm)	SPQ	JAN (4907587)
446423	10600	H	⊕00	1.58	21	49	10	622884
487195	1060	H	⊕0	3.17	21	49	10	606839
487202	1081	H	⊕1	4.76	21	89	10	606877
★ 489229	4302/51	H	⊕2	6.0	27	51	10	—
489255	4302/100	H	⊕2	6.0	27	100	10	606969
489673	4302/150	H	⊕2	6.0	27	150	10	606990
446439	4302/200	H	⊕2	6.0	27	200	10	607010
487205	1062	H	⊕2	6.35	21	49	10	606686
487206	1072	H	⊕2	6.35	21	70	10	606945
487207	1082	H	⊕2	6.35	21	89	10	606952

Bit

B35

- For assembly work focusing on workability.
- H6.35mm (1/4") drive compliant with the international standards.



B35

Code No.	Model No.	Hardness	Tip	φD	ℓ1	L (mm)	SPQ	JAN (4907587)
487210	1063	H	⊕3	8.0	25	49	10	607027
★ 487211	1073	H	⊕3	8.0	25	70	10	607041
487212	1083	H	⊕3	8.0	25	89	10	607058

Bit

B35

- For assembly work focusing on workability.
- H6.35mm (1/4") drive compliant with the international standards.




B35

Code No.	Size Tip x φD x L (Model No.) (mm)	Hardness	SPQ	JAN (4907587)
★ 446428	⊕ 1×4.76×100(41081)	H	10	—
446429	⊕ 2×4.76×100(42081)	H	10	—

Square Bit

B35




B35

Code No.	Size Tip x L (Model No.) (mm)	Hardness	SPQ	JAN (4907587)
★ 487292	SQ2 ×49 (3012)	H	10	—
★ 487307	SQ2 ×90 (3052)	H	10	—

TORX Bit

J

- For TORX screws used in the automotive industry.



J

Code No.	Size Tip x L (Model No.) (mm)	mm	d1	L1	d2 (mm)	SPQ	JAN (4907587)
446486	T5 × 49 (T10605)	1.37	1.67	6.5	3.18	10	607898
447355	70 (T10705)	1.37	1.67	6.5	3.18	10	607904
447356	89 (T10805)	1.37	1.67	6.5	3.18	10	607911
635300	T6 × 75	1.65	1.95	6.5	4.0	10	063144
635301	100	1.65	1.95	6.5	4.0	10	063151
447317	152 (T10906)	1.65	1.95	6.5	3.18	10	607959
446499	T7 × 70 (T10707)	1.97	2.27	6.5	3.18	10	607973
635303	75	1.97	2.27	6.5	4.0	10	063168
446509	90 (T10807)	1.97	2.27	6.5	3.18	10	607980
446519	152 (T10907)	1.97	2.27	6.5	3.18	10	607997
446489	T8 × 49 (T10608)	2.3	2.6	7.0	3.18	100	608000
446500	70 (T10708)	2.3	2.6	7.0	3.18	10	063017
635305	75	2.3	2.6	7.0	4.5	10	063175
446510	90 (T10808)	2.3	2.6	7.0	3.18	10	608024
635306	100	2.3	2.6	7.0	4.5	10	063182
446520	152 (T10908)	2.3	2.6	7.0	3.18	10	608031
446501	T9 × 70 (T10709)	2.5	2.78	7.0	3.18	10	608055
446511	90 (T10809)	2.5	2.78	7.0	3.18	10	608062
446521	152 (T10909)	2.5	2.78	7.0	3.18	10	608079
446491	T10× 49 (T10610)	2.72	3.02	7.5	3.96	10	608086
446502	70 (T10710)	2.72	3.02	7.5	3.96	10	608093
635310	75	2.72	3.02	7.5	4.5	10	063199
635311	100	2.72	3.02	7.5	4.5	10	063205
446522	152 (T10910)	2.72	3.02	7.5	3.96	10	608116
446492	T15× 49 (T10615)	3.26	3.56	7.5	3.96	10	608123
446503	70 (T10715)	3.26	3.56	7.5	3.96	10	608130
635315	75	3.26	3.56	7.5	4.5	10	063212
446513	90 (T10815)	3.26	3.56	7.5	3.96	10	608147
635316	100	3.26	3.56	7.5	4.5	10	063229
446523	152 (T10915)	3.26	3.56	7.5	3.96	10	608154
446493	T20× 49 (T10620)	3.84	4.14	7.5	4.37	10	608161
446504	70 (T10720)	3.84	4.14	7.5	4.37	10	608178
635320	75	3.84	4.14	7.5	5.0	10	063236
635321	100	3.84	4.14	7.5	5.0	10	063243
446524	152 (T10920)	3.84	4.14	7.5	4.37	10	608192
446505	T25× 70 (T10725)	4.4	4.7	8.0	5.0	10	608215
635325	75	4.4	4.7	8.0	5.0	10	063250
635326	100	4.4	4.7	8.0	5.0	10	063267
446525	152 (T10925)	4.4	4.7	8.0	4.75	10	608222
635330	T27× 75	4.96	5.26	8.0	5.5	10	063274
635331	100	4.96	5.26	8.0	5.5	10	063281
446526	152 (T10927)	4.96	5.26	8.0	6.35	10	608253
446507	T30× 70 (T10730)	5.49	5.79	8.5	6.35	10	608277
635335	75	5.49	5.79	8.5	6.0	10	063298
446517	90 (T10830)	5.49	5.79	8.5	6.35	10	608284
635336	100	5.49	5.79	8.5	6.0	10	063304
446527	152 (T10930)	5.49	5.79	8.5	6.35	10	608291
446497	T40× 49 (T10640)	6.6	—	—	7.0	10	608307
446508	70 (T10740)	6.6	—	—	7.0	10	608314
635340	75	6.6	—	—	8.0	10	063311
446518	90 (T10840)	6.6	—	9.0	7.0	10	608321
635341	100	6.6	—	—	7.0	10	063328
446528	152 (T10940)	6.6	—	9.0	7.0	10	608338
635345	T45× 75	7.77	—	—	8.0	10	063335
635346	100	7.77	—	—	8.0	10	063342

TORX® is a registered trademark of Acument Intellectual Properties, LLC (USA).
VESSEL is an official licensee of Acument Intellectual Properties LLC.

HAND TOOLS

INDUSTRIAL BITS

CONSTRUCTION BITS

RECIPROCATING SAW BLADES

ELECTRIC TOOLS

AIR TOOLS

AIR NIPPERS

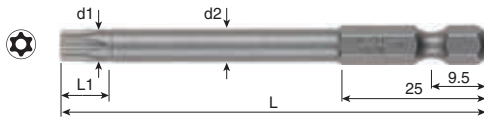
STATIC SOLUTIONS

GASOLINE ENGINE TOOLS

TORX Bit (Tamper-Proof)

J

- For TORX screws used in the automotive industry.
- With a round hole for tamper-proof.



Code No.	Size Tip x L (Model No.) (mm)	mm	d1	L1	d2 (mm)	SPQ	JAN (4907587)
635283	T6H x 75	1.65	1.95	6.5	4.0	10	063106
635284	100	1.65	1.95	6.5	4.0	10	063113
635285	T8H x 75	2.3	2.6	7.0	4.5	10	063120
635286	100	2.3	2.6	7.0	4.5	10	063137
446533	T10Hx 49 (T10610H)	2.72	3.02	7.5	3.96	10	608345
446544	70 (T10710H)	2.72	3.02	7.5	3.96	10	608352
635251	75	2.72	3.02	7.5	4.5	10	062963
635252	100	2.72	3.02	7.5	4.5	10	062970
635255	T15Hx 75	3.26	3.56	7.5	4.5	10	062987
635256	100	3.26	3.56	7.5	4.5	10	062994
446535	T20Hx 49 (T10620H)	3.84	4.14	7.5	4.37	10	608369
446546	70 (T10720H)	3.84	4.14	7.5	4.37	10	608376
635261	75	3.84	4.14	7.5	5.0	10	063007
635262	100	3.84	4.14	7.5	5.0	10	063014
635265	T25Hx 75	4.4	4.7	8.0	5.0	10	063021
635266	100	4.4	4.7	8.0	5.0	10	063038
635271	T27Hx 75	4.96	5.26	8.0	5.5	10	063045
635272	100	4.96	5.26	8.0	5.5	10	063052
635275	T30Hx 75	5.49	5.79	8.5	6.0	10	063069
635276	100	5.49	5.79	8.5	6.0	10	063076
635281	T40Hx 75	6.6	—	—	7.0	10	063083
635282	100	6.6	—	—	7.0	10	063090

TORX Plus Bit

IP

- For TORX Plus screws used for various assembly lines.

TORX



Code No.	Model No.	Tip	mm	L (mm)	SPQ	JAN (4907587)
447251	IP10906	6IP	1.64	152	10	608437
447252	IP10907	7IP	1.99	152	10	608475
447253	IP10908	8IP	2.31	152	10	608512
447229	IP10609	9IP	2.5	49	10	608529
447236	IP10709	9IP	2.5	70	10	608536
447243	IP10809	9IP	2.5	90	10	608543
447226	IP10909	9IP	2.5	152	10	608550
447244	IP10810	10IP	2.74	90	10	608581
447254	IP10910	10IP	2.74	152	10	608598
447230	IP10615	15IP	3.27	49	10	608604
447237	IP10715	15IP	3.27	70	10	608611
447245	IP10815	15IP	3.27	90	10	608628
447255	IP10915	15IP	3.27	152	10	608635
447231	IP10620	20IP	3.86	49	10	608642
447238	IP10720	20IP	3.86	70	10	608659
447246	IP10820	20IP	3.86	90	10	608666
447256	IP10920	20IP	3.86	152	10	608673
447232	IP10625	25IP	4.43	49	10	608680
447239	IP10725	25IP	4.43	70	10	608697
447247	IP10825	25IP	4.43	90	10	608703
447257	IP10925	25IP	4.43	152	10	608710
447234	IP10630	30IP	5.52	49	10	608765
447241	IP10730	30IP	5.52	70	10	608772
447249	IP10830	30IP	5.52	90	10	608789
447259	IP10930	30IP	5.52	152	10	608796
447235	IP10640	40IP	6.65	49	10	608802
447242	IP10740	40IP	6.65	70	10	608819
447250	IP10840	40IP	6.65	90	10	608826
447260	IP10940	40IP	6.65	152	10	608833

Supadriv Bit

B35

- For Supadriv screws.
- Special tip shape prevents cam-out.

RoHS



Code No.	Size Tip x L (mm)	Hardness	SPQ	Outer Ctn.	JAN (4907587)
636121	SDV1x 75	H	10	100	327512
636122	SDV2x 75	H	10	100	327611
636123	100	H	10	100	327628
636130	SDV3x 75	H	10	100	327710

HAND TOOLS

INDUSTRIAL BITS

CONSTRUCTION BITS

RECIPROCATING SAW BLADES

ELECTRIC TOOLS

AIR TOOLS

AIR NIPPERS


STATIC SOLUTIONS

GASOLINE ENGINE TOOLS

Pozidriv Bit

B35

- For Pozidriv screws.
- Special tip shape prevents cam-out.




B35

Code No.	Size Tip x OAL (mm)	Hardness	SPQ	Outer Ctn.	JAN (4907587)
424101	PZ1×50	H	10	100	327802
424102	PZ2×50	H	10	100	327819
424103	PZ3×50	H	10	100	327826

Pozidriv Bit

B35

- For Pozidriv screws.
- Special tip shape prevents cam-out.



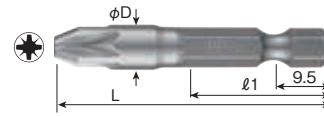
B35

Code No.	Model No.	Hardness	Tip	φD	l1	L (mm)	SPQ	JAN (4907587)
★ 487217	1081PZ	H	PZ1	4.76	21	89	10	607164
★ 446445	4302/127PZ	H	PZ2	6	27	127	10	607263
★ 446449	4302/200PZ	H	PZ2	6	27	200	10	607294
★ 487220	1062PZ	H	PZ2	6.35	21	49	10	607201
★ 487523	1062PZ	X	PZ2	6.35	21	49	10	—
★ 487222	1082PZ	H	PZ2	6.35	21	89	10	607232
★ 487224	1092PZ-2	H	PZ2	4.8	125	150	10	—

Pozidriv Bit

B35

- For Pozidriv screws.
- Special tip shape prevents cam-out.




B35

Code No.	Model No.	Hardness	Tip	φD	l1	L (mm)	SPQ	JAN (4907587)
★ 487225	1063PZ	H	PZ3	8	25	49	10	607300
★ 489234	4304/51PZ	H	PZ4	8	25	51	10	607348

BALL POINT Bit

1733/50, 1735/50

- For hexagon socket head cap bolts and screws.



1733/50, 1735/50

Code No.	Size Tip x φ x OAL (Model No.) (mm)	SPQ	JAN (4907587)
★ 446579	BP3×4×25×50 (1733/50)	10	608901
★ 446581	BP5×6×25×50 (1735/50)	10	608925

Bit

B39

- For assembly work focusing on workability.



B39						
Code No.	Size Tip × L (mm)	Hardness	SPQ	Outer Ctn.	JAN (4907587)	
424131	⊕ 1× 23	H	10	100	328038	
424141	⊕ 2× 23	H	10	100	328045	
424143	40	H	10	100	328007	
424147	100	H	10	100	328014	

3-Flute Fastening Bit

B39

- For 3-flute screws.
- For tightening screws used in aircraft, special vehicles, etc.



B39						
Code No.	Size Tip × OAL (mm)	Hardness	SPQ	Outer Ctn.	JAN (4907587)	
424201	TW1×40	—	10	100	328052	
424202	TW2×40	—	10	100	328069	
424203	TW3×40	—	10	100	328076	
424204	TW4×40	—	10	100	328083	
424205	TW5×40	—	10	100	328090	

Adapters

X50

- Hex socket adapters.



X50						
Code No.	Model No.	SQ	L (mm)	SPQ	JAN (4907587)	
★ 487380	X5001	1/4"	35	10	610720	
487382	X5003	1/4"	75	10	610744	
487383	X5004	1/4"	100	10	610751	
487384	X5005	1/4"	150	10	610768	
487391	X5012	3/8"	50	10	610782	
487392	X5013	3/8"	75	10	610799	
487393	X5014	3/8"	100	10	610805	
487394	X5015	3/8"	150	10	610812	

HAND TOOLS

INDUSTRIAL BITS

CONSTRUCTION BITS

RECIPROCATING SAW BLADES

ELECTRIC TOOLS

AIR TOOLS

AIR NIPPERS

STATIC SOLUTIONS

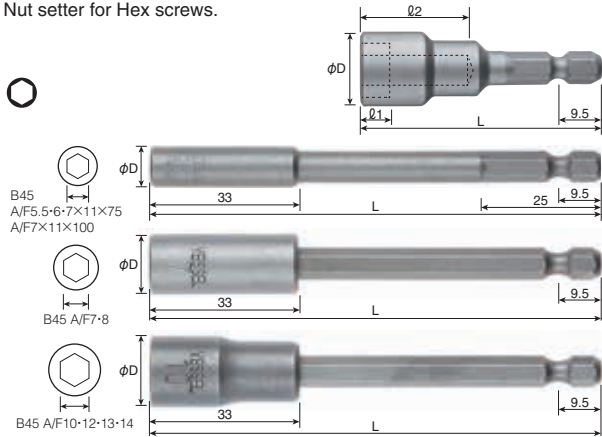
GASOLINE ENGINE TOOLS



Nut setter

B45/13**

- Nut setter for Hex screws.



B45/13**

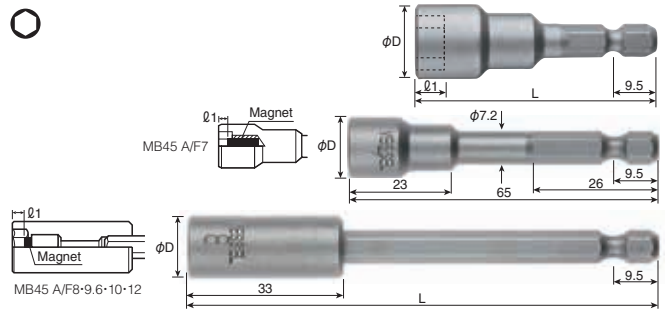
Code No.	Model No.	A/F	φD	φ1	φ2	L (mm)	SPQ	JAN (4907587)
489301	1304/50	4	8	3	15	50	10	609366
489314	1304/75	4	8	3	25	75	10	609373
489327	1304/100	4	8	3	25	100	10	609380
489302	1345/50	4.5	8	3	15	50	10	609397
489315	1345/75	4.5	8	3	25	75	10	609403
489328	1345/100	4.5	8	3	25	100	10	609410
489303	1305/50	5	8.5	3.5	15	50	10	609427
489316	1305/75	5	8.5	3.5	25	75	10	609434
489329	1305/100	5	8.5	3.5	25	100	10	609441
446602	1305/150	5	8.5	3.5	25	150	10	609458
489304	1355/50	5.5	9	3.5	15	50	10	609465
424281	B45 A/F5.5×75	5.5	9	3.5	25	75	10	329905
424380	B45 A/F5.5×100	5.5	9	3.5	25	100	10	329011
424265	B45 A/F5.5×150	5.5	9	3.5	25	150	10	008763
489305	1306/50	6	10	4	15	50	10	609502
424282	B45 A/F6×75	6	10	4	25	75	10	008909
424381	B45 A/F6×100	6	10	4	25	100	10	329035
★ 489331	1306/100	6	10	4	25	100	10	609526
424266	B45 A/F6×150	6	10	4	25	150	10	008770
489306	1307/50	7	13	5	15	50	10	609540
424279	B45 A/F7×11×75	7	11	4.5	25	75	10	329189
424280	B45 A/F7×11×100	7	11	4.5	25	100	10	329196
424283	B45 A/F7×75	☆ 7	13.5	5.5	22	75	10	329042
424382	B45 A/F7×100	☆ 7	13.5	5.5	22	100	10	329059
★ 489332	1307/100	7	13	5	25	100	10	609564
424267	B45 A/F7×150	☆ 7	13.5	5.5	22	150	10	008787
★ 446605	1307/150	7	13	5	25	150	10	609571
489307	1308/50	8	13	5	15	50	10	609588
424284	B45 A/F8×75	☆ 8	13.5	6.5	22	75	10	329066
424383	B45 A/F8×100	☆ 8	13.5	6.5	22	100	10	329073
424483	B45 A/F8×150	☆ 8	13.5	6.5	22	150	10	329165
489308	1309/50	9	14	5.5	15	50	10	609625
424268	B45 A/F9×75	☆ 9	15	6.5	22	75	10	008794
424269	B45 A/F9×100	☆ 9	15	6.5	22	100	10	008800
489309	1310/50	10	16	6.5	15	50	10	609656
424286	B45 A/F10×75	☆ 10	16	6.5	22	75	10	329080
424384	B45 A/F10×100	☆ 10	16	6.5	22	100	10	329097
424484	B45 A/F10×150	☆ 10	16	6.5	22	150	10	329172
489310	1311/50	11	17	7	15	50	10	609694
424270	B45 A/F11×75	☆ 11	17	7	22	75	10	008817
424271	B45 A/F11×100	☆ 11	17	7	22	100	10	008824
489311	1312/50	12	19	7.5	15	50	10	609724
424287	B45 A/F12×75	☆ 12	18	8	22	75	10	008916
424385	B45 A/F12×100	☆ 12	18	8	22	100	10	329110
424272	B45 A/F12×150	☆ 12	18	8	22	150	10	008831
489312	1313/50	13	19	8	15	50	10	609762
424288	B45 A/F13×75	☆ 13	19	8	22	75	10	329127
424386	B45 A/F13×100	☆ 13	19	8	22	100	10	329134
424273	B45 A/F13×150	☆ 13	19	8	22	150	10	008848
489313	1314/50	14	20	8	15	50	10	609809
424289	B45 A/F14×75	☆ 14	20	8	22	75	10	008923
★ 489326	1314/75	14	20	8	30	75	10	609816
424387	B45 A/F14×100	☆ 14	20	8	22	100	10	329158

☆...Press-fit type

Nut Setter (w/Magnet)

MB45/13**M

- Nut setter for Hex screws.
- Holds the screw with a strong magnet, to prevent the screws from dropping.



MB45/13**M

Code No.	Model No.	A/F	φD	φ1	L (mm)	SPQ	JAN (4907587)
489340	1305/50M	5	8.5	3.5	50	10	608956
489351	1305/75M	5	8.5	3.5	75	10	608963
489362	1305/100M	5	8.5	3.5	100	10	608970
446619	1305/150M	5	8.5	3.5	150	10	608987
489341	1355/50M	5.5	9	3.5	50	10	608994
489352	1355/75M	5.5	9	3.5	75	10	609007
489363	1355/100M	5.5	9	3.5	100	10	609014
446620	1355/150M	5.5	9	3.5	150	10	609021
489342	1306/50M	6	10	4	50	10	609038
489353	1306/75M	6	10	4	75	10	609045
489364	1306/100M	6	10	4	100	10	609052
446621	1306/150M	6	10	4	150	10	609069
489343	1307/50M	7	13	5	50	10	609076
482520	MB45 A/F7×65	7	13	2.5	65	10	334206
489354	1307/75M	7	13	4.5	75	10	609083
489365	1307/100M	7	13	4.5	100	10	609090
446622	1307/150M	7	13	5	150	10	609106
489344	1308/50M	8	13	5	50	10	609113
482521	MB45 A/F8×65	☆ 8	13.5	3.17	65	10	334213
482523	MB45 A/F8×75	☆ 8	13.5	3.17	75	10	329271
★ 489355	1308/75M	8	13	5	75	10	609120
482524	MB45 A/F8×100	☆ 8	13.5	3.17	100	10	329288
424274	MB45 A/F8×150	☆ 8	13.5	3.17	150	10	008855
489345	1309/50M	9	14	5.5	50	10	609151
489356	1309/75M	9	14	5.5	75	10	609168
489367	1309/100M	9	14	5.5	100	10	609175
482522	MB45 A/F9.6×65	☆ 9.6	15	3.96	65	10	334220
489346	1310/50M	10	16	6.5	50	10	609182
482525	MB45 A/F10×75	☆ 10	16	3.96	75	10	329295
482526	MB45 A/F10×100	☆ 10	16	3.96	100	10	329301
424275	MB45 A/F10×150	☆ 10	16	3.96	150	10	008862
489347	1311/50M	11	17	7	50	10	609229
489358	1311/75M	11	17	7	75	10	609236
489369	1311/100M	11	17	7	100	10	609243
489348	1312/50M	12	19	7.5	50	10	609250
424276	MB45 A/F12×75	☆ 12	18	5.5	75	10	008879
424277	MB45 A/F12×100	☆ 12	18	5.5	100	10	008886
424278	MB45 A/F12×150	☆ 12	18	5.5	150	10	008893
489349	1313/50M	13	19	8	50	10	609298
489360	1313/75M	13	19	8	75	10	609304
489371	1313/100M	13	19	8	100	10	609311
446626	1313/150M	13	19	8	150	10	609328
489350	1314/50M	14	20	8	50	10	609335
489361	1314/75M	14	20	8	75	10	609342
489372	1314/100M	14	20	8	100	10	609359

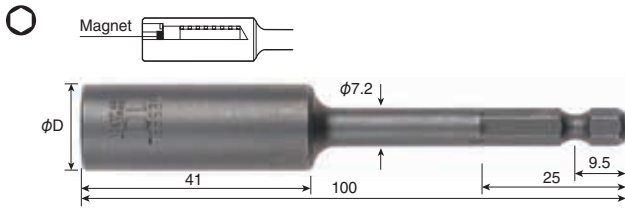
☆...Press-fit type

HAND TOOLS
INDUSTRIAL BITS
CONSTRUCTION BITS
RECIPROCATING SAW BLADES
ELECTRIC TOOLS
AIR TOOLS
AIR NIPPERS
STATIC SOLUTIONS
GASOLINE ENGINE TOOLS



Nut Setter (Sliding Magnet) | MB45D

- Nut setter for Hex screw.
- Holds the screw with sliding magnet, to prevent the screws from dropping.




MB45D

Code No.	Size Tip × OAL (mm)	φD	Hole depth (mm)	SPQ	Outer Ctn.	JAN (4907587)
482516	A/F 8×100	13	36	10	100	329257
482517	A/F10×100	16	36	10	100	329264

Nut Setter (Side Magnet) | MB45S

- Nut Setter for Hex screw.
- Holds the screw with side magnet, to prevent the screws from dropping.



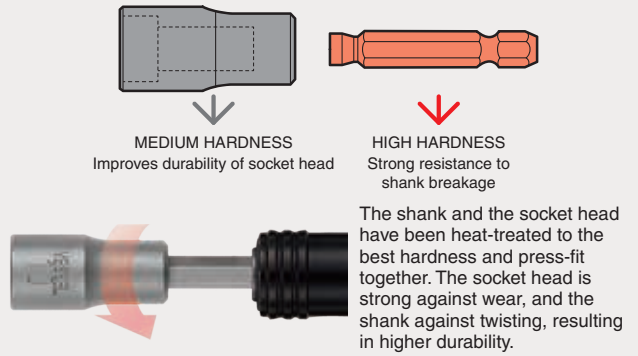
MB45S

Code No.	Size Tip × OAL (mm)	φD	Hole depth (mm)	SPQ	Outer Ctn.	JAN (4907587)
482406	A/F 8×100	13	25	10	100	329233
482407	A/F10×100	16	25	10	100	329240


ONE POINT | B45 | MB45

Features of press-fit type nut setters

(Press-fit type: marked with a star symbol in the table of each model)



Prevents shank breakage
Torsion moment with a static torque



HAND TOOLS

INDUSTRIAL BITS

CONSTRUCTION BITS

RECIPROCATING SAW BLADES

ELECTRIC TOOLS

AIR TOOLS

AIR NIPPERS

STATIC SOLUTIONS

GASOLINE ENGINE TOOLS

HAND TOOLS

INDUSTRIAL BITS

CONSTRUCTION BITS

RECIPROCATING SAW BLADES

ELECTRIC TOOLS

AIR TOOLS

AIR NIPPERS

STATIC SOLUTIONS

GASOLINE ENGINE TOOLS

DS73

Shockless Bit

Tightening accuracy and durability are greatly improved.



High Precision Bit Tips

Bits with 4mm and 5mm shafts for use with a wide variety of small, electric drivers.

Our strong, durable bits undergo actual work tests, damage tests, and repeated fatigue tests before delivery to the market.

In our quest for ever-greater reliability, we employ torque analysis and screw-engagement checks that result in ultra high precision bit tips.



DS73 Shockless Bit



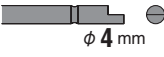
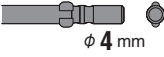

Designed to absorb shocks at the time when the screw head seats and to reduce variations in tightening torque. Also, this improves the durability of the bit.



3D Measuring Instrument

Applicable models

Please check the model No. of your drivers before determining which bit(s) to choose.

Shape	Model No.	Page	Applicable models
			 Electric S/D (Precision type)
 H 5 mm	B34	P91	VESSEL VE-4000 (AC) • 4000P (AC) • 4500 (AC) • 4500P (AC)
	N		Hios PG-7000 BLG-5000BC1/-15/-20/-HT BLG-5000/-15/-20/HT BL-5000/-15/-20•5020•7000/-20 CL-4000•6000•6500•7000 SS-4000•6500•7000 α-4500•5000•6500 CD-4000•5000•6000•7000 VB-1510/-18•1820•3012•2008•3020 VZ-1510•1812•1820•3012•3007
	B44		P92
 φ 4 mm	D71	P88 P89	Delvo DLV ○○○○-BMN/-CMN/-EMN/-SB DLV 5820•5820H•5840 DLV 7410A-SPC•7410HA-SPC•7420A-SPC•7321-SPC•7331-SPC•7020-SPC•7030-SPC•7031-SPC•8020-SPC•8030-SPC•8031-SPC
	D72	P89	
 φ 4 mm	DS73	P88	VESSEL VE-1500•1500EPA•2000•2000EPA•3000
	D73	P89 P90	Hios PG-3000•5000 BLG-4000BC1•5000BC1/-15/-20 BLG-4000•5000/-15/-20 BL-2000•3000•5000/-15/-20 CL-2000•3000•4000 SS-2000•3000•4000 α-4500•5000 CD-4000•5000 VB-1510/-18 VZ-1510
 φ 5 mm	D76	P90	Hios CL-6000•6500•7000 SS-6500•7000 α-6500 CD-6000•7000
		P91	

HAND TOOLS

INDUSTRIAL BITS

CONSTRUCTION BITS

RECIPROCATING SAW BLADES

ELECTRIC TOOLS

AIR TOOLS

AIR NIPPERS

STATIC SOLUTIONS

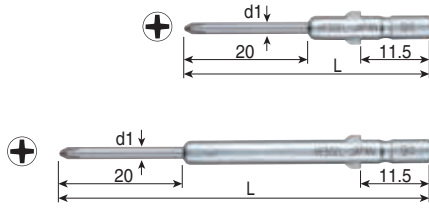
GASOLINE ENGINE TOOLS



Shockless Bit

DS73

- Combination of special alloy steel and zinc die cast; Stable tightening torque and improved durability.
- High-precision machined tip-end that matches the screw standards.
- Patented.



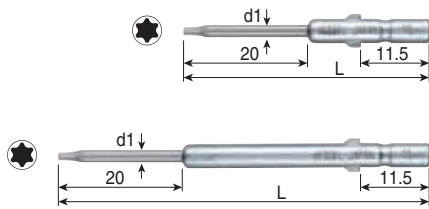
DS73

Code No.	Size Tip × φ × L (mm)	d1 (mm)	SPQ	Outer Ctn.	JAN (4907587)
★ 483801	⊕ 00 × 1.5 × 40	1.5	10	100	333414
★ 483809	⊕ 0 × 1.5 × 40	1.5	10	100	333438
★ 483810	60	1.5	10	100	333445
★ 483813	⊕ 0 × 2.0 × 40	2.0	10	100	333476

Shockless Bit

DS73

- Combination of special alloy steel and zinc die cast; Stable tightening torque and improved durability.
- High-precision machined tip-end that matches the screw standards.
- Patented.



DS73

Code No.	Size Tip × φ × L (mm)	mm d1 (mm)	SPQ	Outer Ctn.	JAN (4907587)
★ 483901	T5 × 2.0 × 40	1.37 2.0	10	100	333490
★ 483902	60	1.37 2.0	10	100	333506
★ 483903	T6 × 2.0 × 40	1.65 2.0	10	100	333513
★ 483904	60	1.65 2.0	10	100	333520

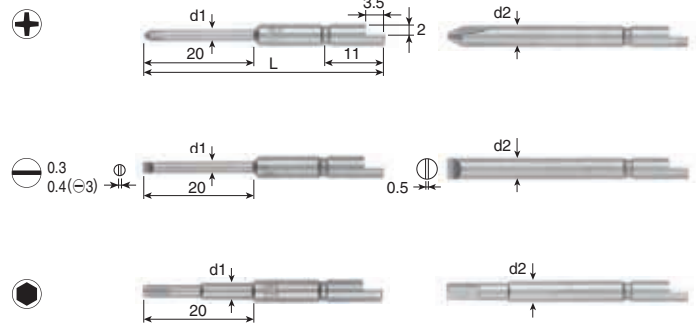
TORX® is a registered trademark of Acument Intellectual Properties, LLC (USA).
VESSEL is an official licensee of Acument Intellectual Properties LLC.



Bit

D71

- With crescentic shank shape in cross section; for tightening precision small screws.
- High-precision machined tip-end that matches the screw standards.



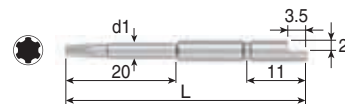
D71

Code No.	Size Tip × φ × L (mm)	d1 (mm)	d2 (mm)	SPQ	Outer Ctn.	JAN (4907587)
482901	⊕ 00 × 1.5 × 44	1.5	—	10	100	333001
482902	64	1.5	—	10	100	333018
482911	⊕ 0 × 2 × 44	2.0	—	10	100	333025
482912	64	2.0	—	10	100	333032
482913	⊕ 0 × 2.5 × 44	2.5	—	10	100	333049
446294	64	2.5	—	10	100	333056
★ 446294	⊕ 0 × 2.5 × 44 (EPH205)	2.5	—	10	—	605283
★ 446295	64 (EPH206)	2.5	—	10	—	605290
482921	⊕ 1 × 3 × 44	3.0	—	10	100	333063
482922	64	3.0	—	10	100	333070
482923	⊕ 1 × 4 × 44	—	4.0	10	100	333087
482924	64	—	4.0	10	100	333094
482931	⊕ 2 × 4 × 44	—	4.0	10	100	333100
482932	64	—	4.0	10	100	333117
482941	⊖ 2 × 0.3 × 44	2.0	—	10	100	333124
482942	⊖ 2.5 × 0.3 × 44	2.5	—	10	100	333131
482943	⊖ 3 × 0.4 × 44	3.0	—	10	100	333148
482944	⊖ 4 × 0.5 × 44	—	4.0	10	100	333155
482951	H 1.5 × 2 × 44	2.0	—	10	100	333162
482952	H 2 × 3 × 44	3.0	—	10	100	333179
482953	H 2.5 × 3 × 44	3.0	—	10	100	333186
482954	H 3 × 4 × 44	—	4.0	10	100	333193

TORX Plus Bits

D71

- The earlobe-shaped protrusions on the tip-end provide longer lifetime because they are designed to have the largest fitting area between the bit (which is designed to have large cross-sectional area) and the screw head recess, so as to disperse the stress while tightening.



D71

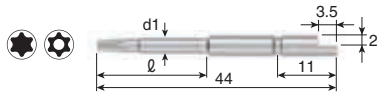
Code No.	Size Tip × L (mm)	d1 (mm)	SPQ	JAN (4907587)
447428	2IP × 44	1.5	10	605627
447412	2IP × 64	1.5	10	605634
447429	3IP × 44	1.7	10	605641
447413	3IP × 64	1.7	10	605658

TORX Bit

D71

- With crescentic shank shape in cross section; for tightening small screws for such as computers, HDDs.
- High-precision machined tip-end that matches the screw standards.

RoHS



D71

Code No.	Size Tip x OAL (Model No.) (mm)	mm	d1	l (mm)	SPQ	Outer Ctn.	JAN (4907587)
635601	T1 x 44	0.84	1.5	20	10	100	063649
635602	T2 x 44	0.94	1.5	20	10	100	063656
635603	T3 x 44	1.12	1.7	20	10	100	063663
635604	T4 x 44	1.3	1.8	20	10	100	063670
635605	T5 x 44	1.37	2.0	20	10	100	063687
635606	T6 x 44	1.65	2.5	20	10	100	063694
635607	T7 x 44	1.97	2.5	20	10	100	063700
635608	T8 x 44	2.3	3.0	20	10	100	063717
446323	T8H x 44 (ETX254)	2.3	4.0	—	10	—	605573
635609	T9 x 44	2.48	3.0	20	10	100	063724
635610	T10 x 44	2.72	3.0	20	10	100	063731
446328	T15H x 44 (ETX259)	3.26	4.0	—	10	—	605610

TORX® is a registered trademark of Acument Intellectual Properties, LLC (USA). VESSEL is an official licensee of Acument Intellectual Properties LLC.

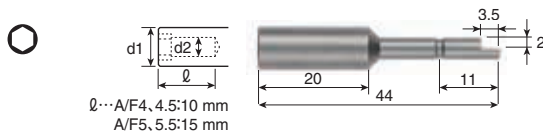


Nut Setter

D72

- With crescentic shank shape in cross section; for tightening precision small screws.
- High-precision machined tip-end that matches the screw standards.

RoHS



D72

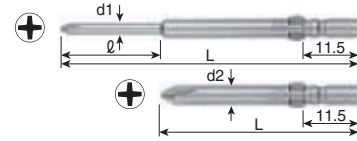
Code No.	Size Tip x OAL (mm)	d1	d2 (mm)	SPQ	Outer Ctn.	JAN (4907587)
482961	A/F 4 x 44	7	3	10	100	333209
482962	A/F 4.5 x 44	7	3	10	100	333216
482963	A/F 5 x 44	8	4	10	100	333223
482964	A/F 5.5 x 44	8	4	10	100	333230



Bit

D73

- For tightening precision small screws.
- High-precision machined tip-end that matches the screw standards.



D73

Code No.	Size Tip x phi x L (mm)	l	d1	d2 (mm)	SPQ	Outer Ctn.	JAN (4907587)
446001	00x1.2x20x 40	20	1.2	—	10	100	605214
483001	00x1.5 x 40	20	1.5	—	10	100	332400
483002	00x1.5 x 60	20	1.5	—	10	100	332417
483003	00x1.5 x 80	20	1.5	—	10	—	011657
446004	00x1.7x20x 40	20	1.7	—	10	100	605122
* 445983*	00x2 x 40	20	2	—	10	—	332479
(483005)					10	100	332455
483006	00x2 x 60	20	2	—	10	100	332462
483007	0 x1.2x20x 40	20	1.2	—	10	—	011664
446016	0 x1.4x20x 40	20	1.4	—	10	100	605016
446017	0 x1.4x20x 60	20	1.4	—	10	100	605023
483008	0 x1.4x20x 80	20	1.4	—	10	—	011671
446022	0 x1.5x20x 40	20	1.5	—	10	100	332615
446076	0 x1.5x20x 60	20	1.5	—	10	100	—
483010	0 x1.7 x 40	20	1.7	—	10	100	332509
* 445986*	0 x1.7 x 60	20	1.7	—	10	—	332523
(483011)					10	100	332516
483012	0 x1.7 x 80	20	1.7	—	10	—	011688
483013	0 x1.8 x 60	20	1.8	—	10	—	011695
446025	0 x2 x20x 40	20	2	—	10	100	605030
446026	0 x2 x20x 60	20	2	—	10	100	605047
446029	0 x2 x30x 60	30	2	—	10	100	332547
446027	0 x2 x20x 80	20	2	—	10	100	605054
446028	0 x2 x20x100	20	2	—	10	100	605061
483014	0 x2 x120	20	2	—	10	—	011701
* 445987*	0 x2.5 x 40	20	2.5	—	10	—	332578
(483015)					10	100	332554
483016	0 x2.5 x 60	20	2.5	—	10	100	332561
* 446035	0 x2.5x30x 60	30	2.5	—	10	—	—
446033	0 x2.5x20x 80	20	2.5	—	10	100	605078
446034	0 x2.5x20x100	20	2.5	—	10	100	605085
483017	0 x2.5 x120	20	2.5	—	10	—	011718
* 446038	0 x3 x20x 40	20	3	—	10	—	—
446048	1 x2.5x20x 40	20	2.5	—	10	100	—
483021	1 x3 x 40	20	3	—	10	100	332608
446053	1 x3 x20x 60	20	3	—	10	100	605726
446054	1 x3 x20x 80	20	3	—	10	100	605733
446055	1 x3 x20x100	20	3	—	10	100	605740
483376	1 x3 x20x120	20	3	—	10	100	606266
* 446058	1 x3 x30x100	30	3	—	10	—	—
483025	1 x4 x 40	—	—	4	10	100	332653
446059	1 x4 x 60	—	—	4	10	100	605788
483026	1 x4 x 80	—	—	4	10	—	011725
483027	1 x4 x100	—	—	4	10	—	011732
483028	1 x4 x120	—	—	4	10	—	011749
483029	1 x4 x150	—	—	4	10	—	011756
483030	1 x4 x180	—	—	4	10	—	011763
483032	1 x4 x200	—	—	4	10	—	011770
* 445991*	2 x4 x 40	—	—	4	10	—	—
(483031)					10	100	332707
446070	2 x4 x 60	—	—	4	10	100	605894
446071	2 x4 x 80	—	—	4	10	100	332493
446072	2 x4 x100	—	—	4	10	100	605917
446073	2 x4 x120	—	—	4	10	100	605924
483033	2 x4 x150	—	—	4	10	—	011787

The model with a mark * at the end of its Code No. will be shifted to the model whose Code No. is in parentheses below, after it is out of stock.

Nut Setter



Code No.	Size Tip x OAL (mm)	Head Dia. (mm)	SPQ	JAN (4907587)
483921	A/F2.3x40	6	10	012616
483922	A/F2.5x40	6	10	012623
483923	A/F3x40	6	10	012630
483924	A/F4x60	7	10	012647
483925	A/F4.5x60	7	10	012654
483926	A/F5x60	8	10	012661
483927	A/F5.5x60	8	10	012678

HAND TOOLS

INDUSTRIAL BITS

CONSTRUCTION BITS

RECIPROCATING SAW BLADES

ELECTRIC TOOLS

AIR TOOLS

AIR NIPPERS

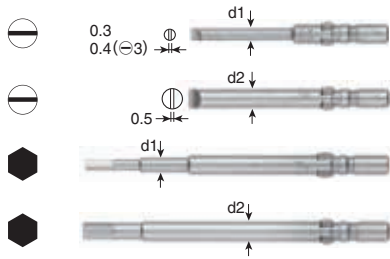
STATIC SOLUTIONS

GASOLINE ENGINE TOOLS

Bit

D73

- For tightening precision small screws.
- High-precision machined tip-end that matches the screw standards.



D73

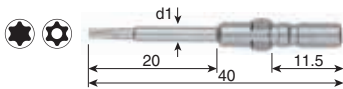
Code No.	Size Tip × φ × OAL (mm)	d1	d2 (mm)	SPQ	Outer Ctn.	JAN (4907587)
483041	⊖ 2 × 0.3 × 40	2.0	—	10	100	333247
483042	⊖ 2.5 × 0.3 × 40	2.5	—	10	100	333254
483043	⊖ 3 × 0.4 × 40	3.0	—	10	100	333261
483044	⊖ 4 × 0.5 × 40	—	4.0	10	100	333278
483051	H 1.5 × 2 × 60	2.0	—	10	100	333285
483052	H 2 × 3 × 60	3.0	—	10	100	333292
483053	H 2.5 × 3 × 60	3.0	—	10	100	333308
483054	H 3 × 4 × 60	—	4.0	10	100	333315



TORX Bit

D73

- For tightening small screws for HDDs, etc.
- High-precision machined tip-end that matches the screw standards.



D73

Code No.	Size Tip × OAL (mm)	mm	d1 (mm)	SPQ	Outer Ctn.	JAN (4907587)
635621	T1 × 40	0.84	1.5	10	100	063809
635622	T2 × 40	0.94	1.5	10	100	063816
635623	T3 × 40	1.12	1.7	10	100	063823
635624	T4 × 40	1.3	1.8	10	100	063830
635625	T5 × 40	1.37	2	10	100	063847
446108	60	1.37	2	10	100	605146
635695	60	1.37	2	10	100	064271
★ 446109	T6 × 2 × 20 × 40	1.65	2	10	—	605153
635626	T6 × 40	1.65	2.5	10	100	063854
★ 446102	T6 × 40	1.65	2.5	10	—	—
446110	60	1.65	2	10	—	605160
635696	60	1.65	2	10	100	064288
635627	T7 × 40	1.97	2.5	10	100	063861
446113	T7 × 2 × 20 × 60	1.97	2	10	—	605177
635628	T8 × 40	2.3	3	10	100	063878
635629	T9 × 40	2.48	3	10	100	063885
635630	T10 × 40	2.72	3	10	100	063892
446119	T10H × 4 × 60	2.72	4	10	—	605191

✦ This bit has the different stopper shape from standard models. Please contact us for more detail.

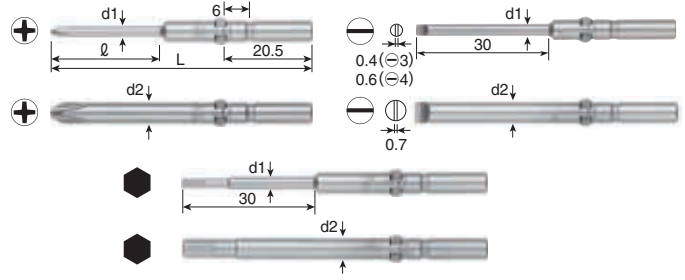
TORX® is a registered trademark of Acument Intellectual Properties, LLC (USA). VESSEL is an official licensee of Acument Intellectual Properties LLC.



Bit

D76

- For tightening various small screws and tapping screws for sheet metals.
- High-precision machined tip-end that matches the screw standards.



D76

Code No.	Size Tip × φ × L (mm)	ℓ	d1	d2 (mm)	SPQ	Outer Ctn.	JAN (4907587)
★ 446241* (483105)	⊕ 00 × 2 × 60	20	2	—	10	—	605771
483106	⊕ 0 × 2 × 60	25	2	—	10	100	332806
★ 446242* (483115)	⊕ 0 × 2.5 × 60	25	2.5	—	10	—	011794
483116	⊕ 0 × 2.5 × 80	25	2.5	—	10	—	332813
483117	⊕ 0 × 2.5 × 100	25	2.5	—	10	—	011800
483118	⊕ 0 × 2.5 × 120	25	2.5	—	10	—	011817
★ 446261	⊕ 0 × 5 × 60	—	—	5	10	—	011824
483119	⊕ 1 × 3 × 15 × 40	15	3	—	10	—	—
483121	⊕ 1 × 3 × 60	30	3	—	10	100	011831
446267	⊕ 1 × 3 × 30 × 80	30	3	—	10	100	332820
483122	⊕ 1 × 3 × 30 × 100	30	3	—	10	—	606099
483123	⊕ 1 × 3 × 30 × 120	30	3	—	10	—	011848
483124	⊕ 1 × 5 × 40	—	—	5	10	—	011855
★ 446244* (483125)	⊕ 1 × 5 × 60	—	—	5	10	—	011862
483126	⊕ 1 × 5 × 80	—	—	5	10	100	332837
483127	⊕ 1 × 5 × 100	—	—	5	10	—	011879
483128	⊕ 1 × 5 × 120	—	—	5	10	—	011886
483129	⊕ 1 × 5 × 150	—	—	5	10	—	011893
483130	⊕ 1 × 5 × 180	—	—	5	10	—	011909
483132	⊕ 1 × 5 × 200	—	—	5	10	—	011916
483133	⊕ 1 × 5 × 250	—	—	5	10	—	011923
483134	⊕ 1 × 5 × 300	—	—	5	10	—	011930
483135	⊕ 2 × 5 × 40	—	—	5	10	—	011947
483131	⊕ 2 × 5 × 60	—	—	5	10	—	011954
446279	⊕ 2 × 5 × 80	—	—	5	10	100	332844
446280	⊕ 2 × 5 × 100	—	—	5	10	100	606211
446281	⊕ 2 × 5 × 120	—	—	5	10	100	606228
446282	⊕ 2 × 5 × 150	—	—	5	10	100	606235
483136	⊕ 2 × 5 × 180	—	—	5	10	—	606242
483137	⊕ 2 × 5 × 200	—	—	5	10	—	011961
483138	⊕ 2 × 5 × 250	—	—	5	10	—	011978
483139	⊕ 2 × 5 × 300	—	—	5	10	—	011985
483140	⊕ 2 × 5 × 400	—	—	5	10	—	011992
483141	⊖ 3 × 0.4 × 60	30	3	—	10	100	012609
483142	⊖ 4 × 0.6 × 60	30	4	—	10	100	333322
483143	⊖ 5 × 0.7 × 60	—	—	5	10	100	333339
483151	H2 × 3 × 70	30	3	—	10	100	333346
483152	H2.5 × 3 × 70	30	3	—	10	100	333353
483153	H3 × 4 × 70	30	4	—	10	100	333360
483154	H4 × 5 × 70	—	—	5	10	100	333377
							333384

The model with a mark * at the end of its Code No. will be shifted to the model whose Code No. is in parentheses below, after it is out of stock.

Socket Bit

Code No.	Size Tip × OAL (mm)	Head Dia. (mm)	Inner Ctn.	JAN (4907587)
483941	A/F4 × 60	7	10	012685
483942	A/F4.5 × 60	7	10	012692
483943	A/F5 × 60	8	10	012708
483944	A/F5.5 × 60	8	10	012715


HAND TOOLS
INDUSTRIAL BITS
CONSTRUCTION BITS
RECIPROCATING SAW BLADES
ELECTRIC TOOLS
AIR TOOLS
AIR NIPPERS
STATIC SOLUTIONS
GASOLINE ENGINE TOOLS



TORX Bit

D76

- For tightening small screws for HDDs, etc.
- High-precision machined tip-end that matches the screw standards.



D76

Code No.	Size Tip × OAL (mm)	mm	d1 (mm)	SPQ	Outer Ctn.	JAN (4907587)
635651	T5 × 60	1.37	2.0	10	100	064059
635652	T6 × 60	1.65	2.5	10	100	064066
635653	T7 × 60▲	1.97	2.5	10	100	064073
635654	T8 × 60	2.3	3.0	10	100	064080
635655	T9 × 60	2.48	3.0	10	100	064097
635656	T10× 60	2.72	3.0	10	100	064103
635657	T15× 60	3.26	4.0	10	100	064110
635658	T20× 60	3.84	—	10	100	064127
635659	T25× 60	4.4	—	10	100	064134

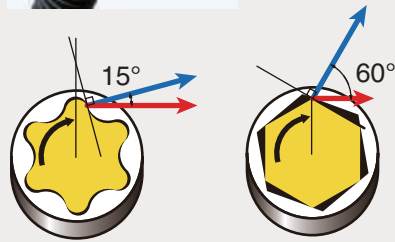
TORX® is a registered trademark of Acument Intellectual Properties, LLC (USA). VESSEL is an official licensee of Acument Intellectual Properties LLC. ▲Contact us for the lead-time.

ONE POINT

Features of TORX Bits



TORX has 6-lobe shaped curves. Compared to hexagonal shape driver, TORX has higher drive effectiveness and transfers torque smoothly and accurately while eliminating "CAM-OUT".



TORX

TORX transfers max torque due to small driving angle.

Hex

Meanwhile, Hex square drive need max upload torque to transfer for large diving angle to other directions.

TAMPER-PROOF TORX SYSTEM



Added function of "Never Touch Screw" a post in the middle of the recess for maximum security eliminates regular TORX drive or any other flat screwdrivers for safety. Tamper proof screws are mostly used at communication equipment and computers so as not to abuse the screwing/unscrewing due to its design and control of function Keep off unscrewing unless otherwise maintenance serving practiced.


TORX® is a registered trademark of Acument Intellectual Properties, LLC (USA). VESSEL is an official licensee of Acument Intellectual Properties LLC.



Bit

B34

- For tightening various small screws and tapping screws for sheet metals.
- High-precision machined tip-end that matches the screw standards.




B34

Code No.	Size Tip × φ × L (mm)	Hardness	SPQ	Outer Ctn.	JAN (4907587)
422031	⊕ 1 × 70	H	10	100	325419
422032	100	H	10	100	325433
422033	150	H	10	100	325457
422048	⊕ 1 × 4 × 70	H	10	100	325563
422034	⊕ 1 × 5.3×105	H	10	100	325518
★ 422040	120	X	10	200	325525
422035	120	H	10	100	325532
422041	⊕ 2 × 70	H	10	100	325617
422042	100	H	10	100	325631
422045	120	H	10	100	325655
422043	150	H	10	100	325679
422044	200	H	10	100	325693
446340	⊕ 2 × 3 × 75	H	10	—	325792
422049	⊕ 2 × 4.5× 70	H	10	100	325785
422046	⊕ 2 × 5.3×105	H	10	100	325716
422047	120	H	10	100	325730
422071	H 2 × 70	H	10	100	325808
422072	2.5× 70	H	10	100	325815
422073	3 × 70	H	10	100	325822
422074	4 × 70	H	10	100	325839
422075	5 × 70	H	10	100	325846

TORX Bit

N

- For tightening small screws for HDDs, etc.
- Bit tip high-precision-machined to thread standards.



N

Code No.	Size Tip × L (mm)	mm	d1	L1	d2 (mm)	SPQ	JAN (4907587)
635498	T5 × 75	1.37	1.67	6.5	4.0	10	063489
635499	100▲	1.37	1.67	6.5	4.0	10	063496
635500	T6 × 75	1.65	1.95	6.5	4.0	10	063502
635501	100	1.65	1.95	6.5	4.0	10	063519
635505	T8 × 75	2.3	2.60	7.0	4.5	10	063526
635506	100	2.3	2.60	7.0	4.5	10	063533
635510	T10× 75	2.72	3.02	7.5	4.5	10	063540
635511	100	2.72	3.02	7.5	4.5	10	063557
635515	T15× 75	3.26	3.56	7.5	4.5	10	063564
635516	100	3.26	3.56	7.5	4.5	10	063571
635520	T20× 75	3.84	4.14	7.5	5.0	10	063588
635521	100	3.84	4.14	7.5	5.0	10	063595
635525	T25× 75	4.4	4.70	8.0	5.0	10	063601
635526	100	4.4	4.70	8.0	5.0	10	063618
635530	T27× 75	4.96	5.26	8.0	5.5	10	063625
635531	100	4.96	5.26	8.0	5.5	10	063632

TORX® is a registered trademark of Acument Intellectual Properties, LLC (USA). VESSEL is an official licensee of Acument Intellectual Properties LLC. ▲Contact us for the lead-time.

HAND TOOLS

INDUSTRIAL BITS

CONSTRUCTION BITS

RECIPROCATING SAW BLADES

ELECTRIC TOOLS

AIR TOOLS

AIR NIPPERS

STATIC SOLUTIONS

GASOLINE ENGINE TOOLS

HAND TOOLS

INDUSTRIAL BITS

CONSTRUCTION BITS

RECIPROCATING SAW BLADES

ELECTRIC TOOLS

AIR TOOLS

AIR NIPPERS

STATIC SOLUTIONS

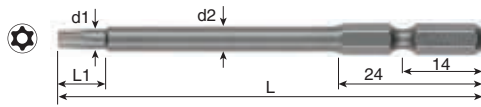
GASOLINE ENGINE TOOLS

TORX Bit (Tamper-Proof)

N

- For tightening small screws for HDDs, etc.
- High-precision machined tip-end that matches the screw standards.
- With a round hole for tamper-proof.

RoHS



Code No.	Size Tip × L (mm)	mm	d1	L1	d2 (mm)	SPQ	JAN (4907587)
635551	T10H× 75	2.72	3.02	7.5	4.5	10	062420
635552	100	2.72	3.02	7.5	4.5	10	062437
635553	T15H× 75	3.26	3.56	7.5	4.5	10	062444
635554	100	3.26	3.56	7.5	4.5	10	062451
635555	T20H× 75	3.84	4.14	7.5	5.0	10	062468
635556	100	3.84	4.14	7.5	5.0	10	062475
635557	T25H× 75	4.4	4.70	8.0	5.0	10	062482
635558	100	4.4	4.70	8.0	5.0	10	062499

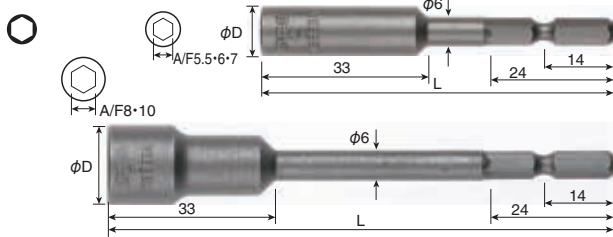
TORX® is a registered trademark of Acument Intellectual Properties, LLC (USA).
VESSEL is an official licensee of Acument Intellectual Properties LLC.

Nut Setter

B44

- For tightening screws for electric appliances and hex head tapping screws.

RoHS



Code No.	Size Tip × L (mm)	φD	Hole depth (mm)	SPQ	Outer Ctn.	JAN (4907587)
422371	A/F 5.5× 70	9	25	10	250	326300
422381	100	9	25	10	250	326317
422372	6× 70	10	25	10	200	326324
422382	100	10	25	10	200	326331
422373	7× 70	11	25	10	200	326348
422383	100	11	25	10	150	326355
422374	8× 70	13	25	10	200	326362
422384	100	13	25	10	150	326379
422385	10×100	16	25	10	100	326393

Screw Shank Driver Bit | 3491/34,3492/34



Code No.	Model No.	Size Tip × OAL (mm)	M	SPQ	JAN (4907587)
489656	3491/34	⊕1×34	M4	10	610188
489657	3492/34	⊕2×34	M4	10	610195


M5/M6

Other bits for screw fastening robots than the following can be custom-made. Please contact VESSEL with detailed information, listed in the right "One point" column.

Bits for screw fastening robots (Semi-standardized items)

D61

RoHS



Code No.	Size Tip × OAL (mm)	d1	d2 (mm)	SPQ	Outer Ctn.	JAN (4907587)
483301	⊕ 2×74-M5 P0.8	5.0	6.0	10	100	—
483302	⊕ 2×74-M6 P1.0	6.0	7.0	10	100	—

Bits for screw fastening robots (Semi-standardized items)

D62

RoHS



Code No.	Size Tip × OAL (mm)	d1	d2 (mm)	SPQ	Outer Ctn.	JAN (4907587)
483303	⊕ 2×100-M6 P1.0	6.0	8.0	10	100	—

ONE POINT

Custom-Made Bits

If you cannot find an appropriate bit among our standard line-up, VESSEL can also produce specially designed bits for your application.



Bits for automated assembly lines

High-precision processing is required for bits to be installed in automatic assembly machines, which operate in micro-level accuracy. VESSEL has technology and know-how for such precision bits as one of the biggest bit manufacturers in the world.



Laser marking

Necessary information can be directly laser-marked on bits, which brings further efficiency to your inventory management.



Order-made bit database

All the previous orders are recorded and organized by computer system.



Innovative material and surface treatment

We choose most suitable materials and surface treatment methods for each different application, for example, high-endurance bits made of corrosion-resistant stainless steel and high-speed steel, etc.

●Outline for made-to-order bit

Arrangement

We receive a minimum order of 10 pieces including test samples. Since the more the number of bits ordered, the less the unit cost becomes, we recommend you to make a bulk purchase for production.

Delivery deadline

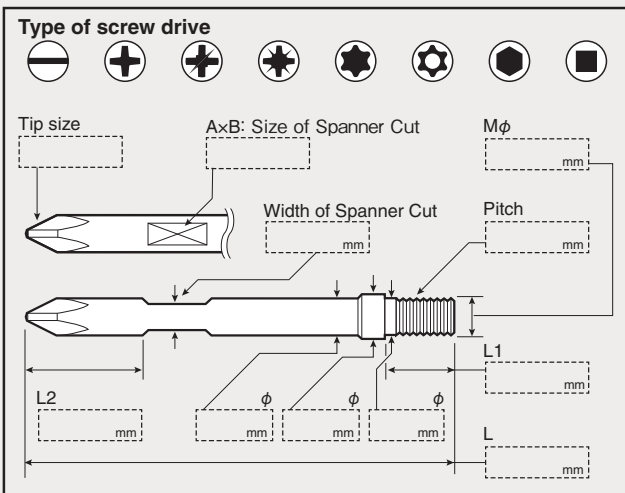
Normally, we ship products within 21 work days after receiving your order.

Regarding bits for Torx and automatic machine (screw thread cutting), we try to ship products within 25 work days after receiving your order.

*For some types of bits, more time may be needed to machine specific dies and jigs.

*For delivery deadline, we will inform you each time.

●How to request for customized bits for automated machinery



Hardness

Tolerance To be specified/
To be based on VESSEL standards

Surface treatment Black oxide finish
Shot blasting

Sample screw Available/ Not available

Official drawing Available/ Not available

Quantity

Magnet Screw Catcher

MMBC-J

● Micro magnet screw catchers.



MMBC-J

Code No.	Size Tip × OAL (mm)	SPQ	JAN (4907587)
447111	T10× 49	10	610430
447112	70	10	610447
447115	T15× 49	10	610454
447116	70	10	610461
447113	T20× 49	10	610478
447101	75	10	610485
447109	150	10	610492
447117	T25× 49	10	610508
447118	70	10	610515



Magnet Screw Catcher

MMBC

● Micro magnet screw catchers.



MMBC

Code No.	Size Tip × OAL (mm)	SPQ	JAN (4907587)
447104	T10×33	10	610355
447102	T15×33	10	610362
447103	T20×33	10	610379
447110	T25×33	10	610386
447105	PH1×33	10	610393
447106	PH2×33	10	610409
447107	PZ1×33	10	610416
447108	PZ2×33	10	610423

Replacement Bits For MMBC Series




MMBC

Code No.	Size Tip × OAL (mm)		SPQ	JAN (4907587)
447333	PH1× 33	bit only, for MMBC	10	610560
447334	PH2× 33	bit only, for MMBC	10	610577
447335	PZ1× 33	bit only, for MMBC	10	610584
447336	PZ2× 33	bit only, for MMBC	10	610591
447329	T10× 33	bit only, for MMBC	10	610522
447337	49	bit only, for MMBC-J	10	610607
447338	70	bit only, for MMBC-J	10	610614
447330	T15× 33	bit only, for MMBC	10	610539
447361	49	bit only, for MMBC-J	10	610621
447362	70	bit only, for MMBC-J	10	610638
447331	T20× 33	bit only, for MMBC	10	610546
447339	49	bit only, for MMBC-J	10	610645
447340	75	bit only, for MMBC-J	10	610652
447341	150	bit only, for MMBC-J	10	610669
447332	T25× 33	bit only, for MMBC	10	610553

Bit Holder

BH44/46

● Holds a bit with C-pin.



DBH-01

Code No.	Model No.	L (mm)	SPQ	JAN (4907587)
★ 487366	BH44	102	10	610317
★ 487367	BH46	152	10	610324

Double Bit Holder

DBHM-01

● Popular bit holders.




DBHM-01

Code No.	Model No.	L (mm)	SPQ	JAN (4907587)
482433	DBHM-01	60	10	610256

Bit Holder

BH423M




Code No.	Model No.	L(mm)	SPQ	JAN (4907587)
487370	BH423M	75	10	608871



Bit Holder

HA

- Holds a bit with C-pin.
- Cutting chips do not attach to the bit.



HA

Code No.	Size Tip × OAL (mm)	SPQ	Outer Ctn.	JAN (4907587)
482410	A/F6.3×75	10	100	334008

Bit Holder

HAM

- Holds the bit with a strong magnetic force.




HAM

Code No.	Size Tip × OAL (mm)	SPQ	Outer Ctn.	JAN (4907587)
482415	A/F6.3×75	10	100	334022

Bit Holder

HD-71×45

- By attaching a crescentic shank shape precision bit, it can be used with compact electric screwdrivers.



HD-71×45

Code No.	Size OAL (mm)	SPQ	Outer Ctn.	JAN (4907587)
482429	45	10	100	358646


※Bit is not included.



Bit Holder

HB

- Holds a bit with C-pin.
- Cutting chips do not attach to the bit.



HB

Code No.	Size Tip × OAL (mm)	SPQ	Outer Ctn.	JAN (4907587)
482420	A/F6.3×75	10	100	334015

Bit Holder

HBM

- Holds the bit with a strong magnetic force.



HBM


Code No.	Size Tip × OAL (mm)	SPQ	Outer Ctn.	JAN (4907587)
482425	A/F6.3×75	10	100	334039

ONE POINT

HD-71×45

Precision bits can be installed to electric screwdrivers.

D71/D72 (4mm) bits can be inserted.



HAND TOOLS

INDUSTRIAL BITS

CONSTRUCTION BITS

RECIPROCATING SAW BLADES

ELECTRIC TOOLS

AIR TOOLS

AIR NIPPERS

STATIC SOLUTIONS

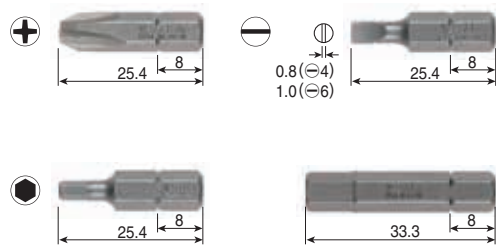
GASOLINE ENGINE TOOLS



Short Bit (For Bit Holder)

B33

• Can be used by attaching to a bit holder.



B33

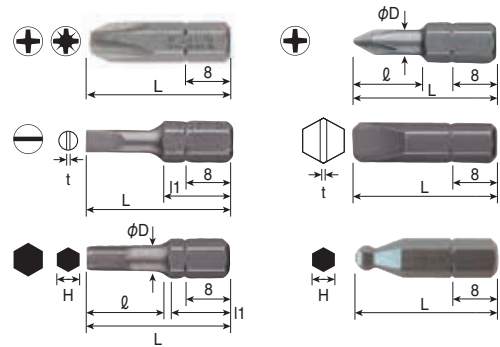
Code No.	Size Tip × OAL (mm)	Hardness	SPQ	Outer Ctn.	JAN (4907587)
421231	⊕ 1 × 25.4	H	10	100	325006
421241	⊕ 2 × 25.4	H	10	100	325013
421242	⊕ 3 × 25.4	G	10	100	325020
421251	⊖ 4 × 25.4	G	10	100	325037
421252	⊖ 6 × 25.4	G	10	100	325044
421260	H 2 × 25.4	H	10	100	325105
421261	H 2.5 × 25.4	H	10	100	325112
421262	H 3 × 25.4	H	10	100	325129
421263	H 4 × 33.3	H	10	100	325136
421264	H 5 × 33.3	H	10	100	325143
421265	H 6 × 33.3	H	10	100	325150

Code No.	Model No.	Contents	Set content	SPQ	Outer Ctn.	JAN (4907587)
421270	B33 Driver Bit Set	1 for each	⊕1, ⊕2, ⊕3, ⊖4, ⊖6 × 25.4 with holder	1	10	325099
421271	B33 Hex. Bit Set	1 for each	H 2, 2.5, 3 × 25.4 H 4, 5, 6 × 33.3 with holder	1	10	335197

Short Bit (For Bit Holder)

B33

• Can be used by attaching to a bit holder.



B33

Code No.	Model No.	Hardness	Tip	ϕD	ℓ	I1	L (mm)	SPQ	JAN (4907587)
★ 487105	1001	H	1	—	—	—	25.4	10	605849
★ 487110	1022	H	2	—	—	—	38.1	10	—
★ 489061	5603/25	H	⊖3 × 0.5t	—	—	11	25	100	—
★ 489678	5635/25	H	⊖3.5 × 0.55t	—	—	11	25	10	605993
★ 487120	1501	H	⊖4.76 × 0.86t	—	—	—	25.4	10	606037
★ 487121	1502	H	⊖5.56 × 1.02t	—	—	—	25.4	10	606044
★ 487122	1503	H	⊖6.35 × 1.07t	—	—	—	25.4	10	606051
★ 487123	1504	H	⊖7.14 × 1.17t	—	—	—	25.4	10	606068
★ 487124	1505	H	⊖8 × 1.27t	—	—	—	25.4	10	606075
★ 489052	30325/25	H	H2.5	3	4.5	11	25	10	606105
★ 487143	21005	H	H5	—	12.7	18	33.3	10	606150
★ 489054	3034/25	H	H4	4.75	6	11	25	10	606129
★ 489056	3036/25	H	H6	—	8	—	25	10	606167
★ 489057	3038/25	H	H8	—	10	—	25	10	606174
★ 446407	3760/25	H	BP H6	—	—	—	25	10	606617
★ 487117	1003PZ	H	PZ3	—	—	—	25.4	10	607607

HAND TOOLS

INDUSTRIAL BITS

CONSTRUCTION BITS

RECIPROCATING SAW BLADES

ELECTRIC TOOLS

AIR TOOLS

AIR NIPPERS


STATIC SOLUTIONS

GASOLINE ENGINE TOOLS

3-Flute Bit (For Bit Holder)

B33

● Can be used by attaching to a bit holder.



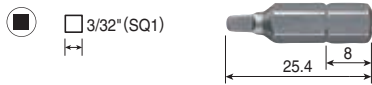
B33

Code No.	Model No.	Hardness	Tip	L (mm)	SPQ	JAN (4907587)
★ 446412	4002	H	TW2	25.4	10	606648
★ 446414	4004	H	TW4	25.4	10	606662

Square Bits (For Bit Holder)

B33

● Can be used by attaching to a bit holder.




B33

Code No.	Size Tip × OAL (Model No.) (mm)	Hardness	SPQ	JAN (4907587)
487150	SQ1×25.4 (3001)	H	10	606532

TORX Plus Bit (For Bit Holder)

IP

● Can be used by attaching to a bit holder.



IP


Code No.	Size Tip No.	mm	OAL (mm)	SPQ	JAN (4907587)
447204	15IP	3.26	25	10	606488
447205	20IP	3.84	25	10	606495
447206	25IP	4.4	25	10	606501
447207	30IP	5.49	25	10	606518
447208	40IP	6.6	25	10	606525

TORX® is a registered trademark of Acument Intellectual Properties, LLC (USA). VESSEL is an official licensee of Acument Intellectual Properties LLC.

TORX Bit (For Bit Holder)

A4

RoHS



A4

Code No.	Model No.	mm	L (mm)	SPQ	JAN (4907587)
635400	T6	1.65	25.4	10	063359
635401	T8	2.3	25.4	10	063366
635402	T10	2.72	25.4	10	063373
635403	T15	3.26	25.4	10	063380
635404	T20	3.84	25.4	10	063397
635405	T25	4.4	25.4	10	063403
635406	T27	4.96	25.4	10	063410
635407	T30	5.49	25.4	10	063427
635408	T40	6.6	25.4	10	063434

Code No.	Model No.	Tip	mm	L (mm)	SPQ	JAN (4907587)
489154	T3/25	T3	1.12	25	10	610959
489155	T5/25	T5	1.37	25	10	606259
489157	T7/25	T7	1.99	25	10	606273
489164	T27/25	T27	4.96	25	10	606341
★ 446392	TF08/25	T8H	2.31	25	10	606372
★ 446393	TF09/25	T9H	2.5	25	10	606389
★ 489168	TF15/25	T15H	3.26	25	10	606402
★ 489170	TF25/25	T25H	4.43	25	10	606426
★ 489172	TF30/25	T30H	5.49	25	10	606440

TORX® is a registered trademark of Acument Intellectual Properties, LLC (USA). VESSEL is an official licensee of Acument Intellectual Properties LLC.

HAND TOOLS

INDUSTRIAL BITS

CONSTRUCTION BITS

RECIPROCATING SAW BLADES

ELECTRIC TOOLS

AIR TOOLS

AIR NIPPERS

STATIC SOLUTIONS

GASOLINE ENGINE TOOLS



TORX Bit (For Bit Holder)

A5

• For TORX screws used in the automotive industry.

RoHS



A5


Code No.	Size Tip	mm	OAL (mm)	SPQ	JAN (4907587)
635427	T30	5.49	32	10	063441
635428	T40	6.6	32	10	063458
635429	T45	7.77	32	10	063465
635430	T50	8.79	32	10	063472

TORX® is a registered trademark of Acument Intellectual Properties, LLC (USA). VESSEL is an official licensee of Acument Intellectual Properties LLC.

Hex Bit (For Bit Holder) | 3048/34, 3050/34

• Can be used by attaching to a bit holder.

RoHS



A5

Code No.	Model No.	Hardness	Tip	l	L (mm)	SPQ	JAN (4907587)
★ 489105	3048/34	H	H8	16	34	10	026224
★ 489106	3050/34	H	H10	16	34	10	026231

ONE POINT

Bit Holders



A short bit can be used with various power tools, by attaching it to a bit holder.

This is a throw-away system, allowing bit replacement while the bit holder is still attached to the power tool.

HAND TOOLS

INDUSTRIAL BITS

CONSTRUCTION BITS

RECIPROCATING SAW BLADES

ELECTRIC TOOLS

AIR TOOLS

AIR NIPPERS

STATIC SOLUTIONS

GASOLINE ENGINE TOOLS



Impact Driver Bit

C50

RoHS



C50

Code No.	Size Tip × OAL (mm)	Hardness	SPQ	JAN (4907587)
431301	⊕ 1 × 125	G	10	330000
431302	⊕ 2 × 125	G	10	330017
431303	⊕ 3 × 125	G	10	330024
431311	⊖ 5 × 125	G	10	330031
431312	⊖ 6 × 125	G	10	330048
431313	⊖ 7 × 125	G	10	330055

Applicable models

246016	260002		260002
--------	---------------	---	---------------

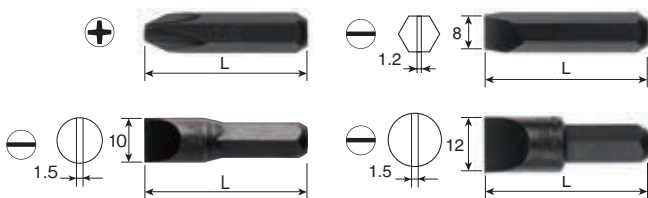
Code No.	Model No.	Contents	Set content	SPQ	JAN (4907587)
431701	2300-2600A Bit Set	1 for each	C50 ⊕1, ⊕2, ⊕3, ⊖5, ⊖6, ⊖7×125mm	1	330093



Impact Driver Bit

C51


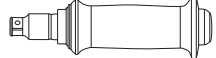
RoHS



C51

Code No.	Size Tip × L (mm)	Hardness	SPQ	Outer Ctn.	JAN (4907587)
431041	⊕ 2 × 36	G	10	250	330109
431042	80	G	10	250	330116
431051	⊕ 3 × 36	E	10	250	330123
431052	80	E	10	250	330130
431061	⊕ 4 × 36	E	10	250	330147
431171	⊖ 8 × 36	E	10	250	330154
431172	80	E	10	250	330161
431271	⊖ 10 × 36	E	10	250	330178
431272	80	E	10	200	330185
431273	⊖ 12 × 36	E	10	200	330192

Applicable models

246051	240001		250001
246001	250001		240001

Code No.	Model No.	Contents	Set content	SPQ	Outer Ctn.	JAN (4907587)
431801	2500 Bit Set	1 for each	C51 ⊕2, ⊕3, ⊕4, ⊖10×36mm	1	50	330208

Impact Driver Bit (w/Card)

C50/C51

RoHS

※C51 only



Code No.	Model No.	Set content	Applicable models	Card size (mm)	SPQ (sets)	JAN (4907587)
486212	C502125	⊕2×125 1pc	260002	170×42	10	345653
486213	C503125	⊕3×125 1pc	260002	170×42	10	345660
486216	C506125	⊖6×125 1pc	260002	170×42	10	345677
486201	C512036	⊕2×36 1pc	250001, 240001	170×42	10	345172
486202	C513036	⊕3×36 1pc	250001, 240001	170×42	10	345189
486203	C518036	⊖8×36 1pc	250001, 240001	170×42	10	345196


■ **9.5mm** Attachment for Impact Driver

TORX Socket

S6

●SQ9.5mm TORX sockets for impact wrenches.

RoHS



S6

Code No.	Size Tip × OAL (mm)	mm	d1 (mm)	JAN (4907587)
635681	T30× 75▲	5.49	5.79	064202
635682	T40× 75▲	6.6	6.9	064219
635683	T45× 75▲	7.77	8.0	064226
635684	T50× 75▲	8.79	10.0	064233

TORX® is a registered trademark of Acument Intellectual Properties, LLC (USA).
VESSEL is an official licensee of Acument Intellectual Properties LLC.


■ **12.7mm** Attachment for Impact Driver

TORX Socket

S8

●SQ12.7mm TORX sockets for impact wrenches.


RoHS




















S8

Code No.	Size Tip × OAL (mm)	mm	d1 (mm)	JAN (4907587)
635691	T40× 75▲	6.6	6.9	064240
635692	T45× 75▲	7.77	8.0	064257
635693	T50× 75▲	8.79	9.09	064264

TORX® is a registered trademark of Acument Intellectual Properties, LLC (USA).
VESSEL is an official licensee of Acument Intellectual Properties LLC.

 Read the instruction manual before using, and follow the instructions when using.

<p>HAND TOOLS</p> <p>Hand Tools</p> 	<p>https://www.vessel.co.jp/english/support/safety/handtools.html</p> <ul style="list-style-type: none"> • Always wear protective goggles when working with the product. • Do not use the product if any abnormality such as cracks, chipping, abrasion, or deformation is found. • Make sure of the applications, size, and usage that are suitable for the product before use. • Do not use the product in place of a hammer, crowbar, or lever. • Do not use the product in which electricity is running. • Do not modify the product. 
<p>INDUSTRIAL BITS</p> <p>Industrial Bits</p> 	<p>https://www.vessel.co.jp/english/support/safety/bit.html</p> <ul style="list-style-type: none"> • Read the instruction manual of the power tool carefully before use. • Always wear protective goggles when working with the product. • Be sure to shut off the power source before mounting or replacing bits. • Do not use the product if any abnormality such as cracks, chipping, abrasion, or deformation is found. • Never attempt to operate the power tool at no-load with the product attached. • Do not use the product in which electricity is running. • Do not modify the product. 
<p>CONSTRUCTION BITS</p> <p>Construction Bits</p> 	<p>https://www.vessel.co.jp/english/support/safety/bit.html</p> <ul style="list-style-type: none"> • Read the instruction manual of the power tool carefully before use. • Always wear protective goggles when working with the product. • Be sure to shut off the power source before mounting or replacing bits. • Do not use the product if any abnormality such as cracks, chipping, abrasion, or deformation is found. • Never attempt to operate the power tool at no-load with the product attached. • Do not use the product in which electricity is running. • Do not modify the product. 
<p>RECIPROCATING SAW BLADES</p> <p>Reciprocating Saw Blades</p> 	<p>https://www.vessel.co.jp/english/support/safety/saw_blades.html</p> <ul style="list-style-type: none"> • Check the applications and capabilities of the blade. • Read the instruction manual of the power tool carefully. • Always shut off the power source when replacing blades. • Before use, make sure that the blade is not loosely mounted. • Do not overload the product as this may cause damage to the blade. • Do not touch the blade just after stopping to use because they are hot. • Wear protective goggles and gloves when using the product. • Stop using the product if any abnormality is found. 
<p>ELECTRIC TOOLS</p> <p>Electric Tools</p> 	<p>https://www.vessel.co.jp/english/support/safety/electric.html</p> <ul style="list-style-type: none"> • Always wear protective goggles when working with the product. • Be sure to shut off the power source before mounting or replacing the tip tools. • Be sure to use a tip tool for power tools. • Do not use the product if any abnormality such as cracks, chipping, abrasion, or deformation is found. • Never attempt to operate the product at no-load with a tip tool mounted on the product. • Do not use the product in which electricity is running. • Do not disassemble or modify the product. 
<p>AIR TOOLS</p> <p>Air Tools</p> 	<p>https://www.vessel.co.jp/english/support/safety/airtools.html</p> <ul style="list-style-type: none"> • Use protective items such as a helmet, safety glasses, earplugs, dust mask, safety shoes, and others, depending on the work. • When installing or replacing the tip tools, be sure to shut off the air supply source. • Be sure to use a tip tool for power tools. • Do not use the product if any abnormality such as cracks, chipping, abrasion, or deformation is found. • Never attempt to operate the product at no-load with a tip tool mounted on the product. • Do not use the product in which electricity is running. • Do not modify the product. 
<p>AIR NIPPERS</p> <p>Air Nippers</p> 	<p>https://www.vessel.co.jp/english/support/safety/airnipper.html</p> <ul style="list-style-type: none"> • Do not touch the blade. • Always wear protective goggles and earplugs when working with the product. • When installing or replacing blades or the nipper, be sure to shut off the power source. • Do not use the product if any abnormality such as cracks, chipping, abrasion, or deformation is found. • Do not use the product in which electricity is running. • The product may cause vibration. • Do not modify the product. 
<p>STATIC SOLUTIONS</p> <p>Static Solutions</p> 	<p>https://www.vessel.co.jp/english/support/safety/staticelectric.html</p> <ul style="list-style-type: none"> • Do not use the product in the environments requiring the explosion-proof measures. • Do not use the product in an atmosphere containing flammable or combustible substances. • Do not use the product in an environment subject to rapid temperature changes or where condensation occurs. • Do not use the product in a place where it is exposed to water, solvents, oil, etc. or in a humid place. • Do not use the product with the power supply standard or the air pressure other than those specified in the specifications. • Do not disassemble or modify the product. 
<p>GASOLINE ENGINE TOOLS</p> <p>Gasoline Engine Tools</p> 	<p>https://www.vessel.co.jp/english/support/safety/gasolineengine.html</p> <ul style="list-style-type: none"> • In case any crack, chip, or deformation is observed, stop using the unit immediately. • Do not use the unit or fill fuel in presence of flame or spark. • Make sure to use two cycle oil with gasoline at mixture ratio of 1:25. • The unit emit vibration, heat and exhaust fumes. • Always wear eye, head and ear protectors when using this tool. 